



Review report on Standalone financial results of SHREM INFRA STRUCTURE PRIVATE LIMITED.
Pursuant to the regulations 52 of the SEBI (Listing Obligations and Disclosure Requirements) Regulations,
2015 for the Quarter ended 30TH June, 2023


To
Board of Directors
M/s SHREM INFRA STRUCTURE PRIVATE LIMITED

1. We have reviewed the accompanying statement of unaudited standalone financial results of **M/s SHREM INFRA STRUCTURE PRIVATE LIMITED**. ("the company") for Quarter ended 30th June , 2023 ("the Statement") attached herewith, being submitted by the Company pursuant to the requirement of Regulation 33 of the SEBI (Listing Obligations and Disclosure Requirements) Regulations, 2015.

This statement is the responsibility of the Company's Management and has been approved by the Board of Directors, has been prepared in accordance with the recognitions and measurement principal laid down in the Indian Accounting Standard 34 "Interim Financial Reporting" (IND AS-34), prescribed under section 133 of the Companies Act 2013 read with relevant rules issued there under and other accounting principal generally accepted in India. Our responsibility is to issue a report on these financial statements based on our review.

2. We conducted our review in accordance with the Standard on Review Engagement (SRE) 2410 *Review of Interim Financial Information performed by the Independent Auditors of the entity* issued by the Institute of Chartered Accountants of India. This standard requires that we plan and perform the review to obtain moderate assurance as to whether the standalone financial statements are free of material misstatement. A review is limited primarily to inquiries of company personnel and analytical procedures applied to financial data and thus provides less assurance than an audit. We have not performed an audited accordingly, we do not express an audit opinion.
3. Based on our review conducted as above ,nothing has come to our attention that causes us to believe that the accompanying statement of unaudited standalone financial results prepared in accordance with recognitions and measurement principles laid down in applicable Indian Accounting Standards (IND AS) prescribed under section 133 of the Companies Act 2013, read with relevant rules issued there under and other recognized accounting practice and policies, has not disclose the information required to be disclosed in terms of Regulation 52 of the SEBI (Listing Obligations and Disclosure Requirements) Regulations, 2015.

For M.K. Doshi & Associates
Chartered Accountants
Firm Reg. No. 133554W
UDIN: 23108190BGYVWW6243


CA Manoj Kumar Doshi
Partner
Membership No. 108190
Place: Mumbai
Dated: 11-08-2023



SHREM INFRA STRUCTURE PRIVATE LIMITED
CIN: U65100MH2014PTC254839
Regd. Office: 1101 VIRAJ TOWERS, JN OF ANDHERI KURLA ROAD W. E. HIGH WAY, ANDHERI
(EAST), MUMBAI-400093

Statement of Assets and Liabilities


(Amount In 000 Rs.)

Particulars	As at	As at
	30th June 2023	31st March 2023
	UnAudited	Audited
Assets		
Non - Current Assets		
Property, Plant and Equipment	64,903	35,947
Financial assets		
Investments	2,60,44,859	2,60,44,859
- Loans		
Other Non Current Assets	5	3
Sub Total - Non - Current Assets	2,61,09,767	2,60,80,809
Current Assets		
Inventories	-	-
Financial Assets		
Investments	-	-
Trade Receivables	-	-
Cash and Cash Equivalents	3,22,382	1,52,603
Loans	98,62,493	74,82,310
Other Current Assets	1,90,263	22,625
Income Tax	-	-
Sub Total - Current Assets	1,03,75,139	76,57,538
Total Assets	3,64,84,906	3,37,38,347
Equity and Liabilities		
Equity		
Equity Share Capital (net of arrear)	8,00,000	8,00,000
Other Equity	2,87,27,622	2,82,09,725
Sub Total - Equity	2,95,27,622	2,90,09,725
Deferred Tax Liability	-	-
Liabilities		
Non Current Liabilities		
Borrowings	53,18,823	34,60,455
Provisions	3,04,365	2,46,300
Deferred Tax Liabilities	297	297
Sub Total - Non Current Liabilities	56,23,485	37,07,052
Current Liabilities		
Financial Liabilities		
Borrowings	11,59,070	10,00,450
Provisions	1,70,435	7,581
Other financial Liabilities	1,875	3,535
Other Current Liabilities	2,419	10,004
Sub Total - Current Liabilities	13,33,799	10,21,570
Total Equity and Liabilities	3,64,84,906	3,37,38,347

Place : Mumbai
Date :- 11/08/2023

For SHREM INFRA STRUCTURE PRIVATE LIMITED

Director
Nitan Chhatwal
DIN: 00115575



SHREM INFRA STRUCTURE PRIVATE LIMITED

CIN: U65100MH2014PTC254839

Regd. Office: 1101 VIRAJ TOWERS, JN OF ANDHERI KURLA ROAD W. E. HIGH WAY, ANDHERI (EAST), MUMBAI-400093

Statement of UnAudited Standlone Financial Results for the Quarter Ended 30th June 2023

(Amount in 000 Rs.)

Sr. No.	Particulars	For the Quarter Ended			For the Year Ended
		30th June 2023	31st March 2023	30th June 2022	31st March 2023
		(Unaudited)	(Audited)	(Unaudited)	(Audited)
1	Income				
	a) Income from operations	3,53,072	2,38,787	2,34,963	14,03,631
	b) Other Income	-	1,96,658	-	2,26,379
	Total Income	3,53,072	4,35,446	2,34,963	16,30,010
2	Expenses				
	a) Cost of materials Purchased/Consumed	-	-	-	-
	b) Purchases of stock in trade	-	-	-	-
	c) Changes in inventories of finished goods, work-in-progress and stock in trade	-	-	-	-
	d) Employee benefit expenses	3,479	2,432	2,984	12,190
	e) Depreciation and amortisation expenses	1,202	1,146	175	2,289
	f) Finance costs	1,26,253	1,56,416	1,01,263	4,51,871
	g) Other expenses	7,678	51,390	12,210	81,878
	Total Expenses	1,38,611	2,11,385	1,16,633	5,48,228
3	Profit / (Loss) before exceptional items (1-2)	2,14,462	2,24,061	1,18,330	10,81,782
4	Exceptional Items	-	-	-	-
5	Prior Period Items	-	-	-	-
6	Profit / (Loss) before tax (3-4-5)	2,14,462	2,24,061	1,18,330	10,81,782
7	Tax expense	-	-	-	-
	Current tax	-	-12,520	29,781	1,35,244
	Excess provision for earlier year written back	-	14,977	-	14,977
8	Defered Tax	-	230	-	230
9	Net Profit / (Loss) for the period (6-7-8)	2,14,462	2,21,374	88,548	9,31,330
10	Other comprehensive income (OCI) (Net of tax)	3,03,435	-4,30,481	2,54,854	15,87,448
	Items that will be reclassified to profit or loss	-	-	-	-
	Re-measurement gain/ (losses) on defined benefit	-	-	-	-
11	Total comprehensive income (net of tax) (9+10)	5,17,897	-2,09,107	3,43,402	25,18,778
12	Paid-up Equity Share Capital (Face value Rs.10/- per share)	8,00,000	8,00,000	8,00,000	8,00,000
13	Other Equity	2,87,27,622	2,82,09,725	2,27,38,942	2,82,09,725
14	Earning per share (EPS) (in r) (not annualised)				
	i). Basic EPS	6.47	-2.61	4.29	31.48
	ii). Diluted EPS	6.47	-2.61	4.29	31.48

Notes:

- As per Indian Accounting Standard (ind AS) 108 "Operating Segment". the Company's business falls within a single business segment viz. "Finance & investments" and thus Segmental Report for the Quarter is not applicable to the Company.
- The Statutory Auditors have carried Limited Review for above Financial Results.
- The company has adopted IND AS 116 "Leases" as notified by Ministry of Corporate Affairs effective from 1st April 2019 and its application did not have any material impact on the financial results including the retained earnings as at 1st April,2019
- This Statement had been prepared in accordance with the companies (indian Accounting Standard) Rules 2015 (ind-AS) - 34, Interim Financial Reporting prescribed under Section 133 of the Companies Act, 2013, read with rule 3 of the companies (Indian Accounting Slandered) Rules, 2015 and Companies (Indian Accounting standard) Accounting Rules, 2016.
- Previous period figure have been regrouped/rearranged wherever necessary to correspond with the current period / year classification / disclosures.

Place : Mumbai
Date :- 11/08/2023

For SHREM INFRA STRUCTURE PRIVATE LIMITED

Director
Nitan Chhatwal
DIN: 00115575



SHREM INFRA STRUCTURE PRIVATE LIMITED

CIN: U65100MH2014PTC254839

Regd. Office: 1101 VIRAJ TOWERS, JN OF ANDHERI KURLA ROAD W. E. HIGH WAY, ANDHERI (EAST), MUMBAI-400093

FOR UnAudited - Jun23**SUMMARY FOR RATIOS- Jun 23**


(Amount In 000 Rs.)

S.No	Name of Ratio	30.06.2023 (UnAudited)
1	Debt-Equity Ratio;	0.24
2	Debt Service Coverage Ratio	1.90
3	Interest Service Coverage Ratio	2.70
4	Outstanding Redeemable Preference Shares (Quantity And Value);	NA
5	Capital Redemption Reserve/Debenture Redemption Reserve;	NA
6	Net Worth;	2,60,33,547
7	Net Profit After Tax;	2,14,462
8	Earnings Per Share:	6.47
9	Current Ratio;	7.78
10	Long Term Debt To Working Capital;	0.59
11	Bad Debts To Account Receivable Ratio;	NA
12	Current Liability Ratio;	7.78
13	Total Debts To Total Assets;	0.19
14	Debtors Turnover;	NA
15	Inventory Turnover;	NA
16	Operating Margin (%);	NA
17	Net Profit Margin (%);	NA
18	Sector Specific Equivalent Ratio	NA

Place : Mumbai

Date :- 11/08/2023

For SHREM INFRA STRUCTURE PRIVATE LIMITED

Director
Nitan Chhatwal
DIN: 00115575



**Review report on consolidated financial results of SHREM INFRA STRUCTURE PRIVATE LIMITED.
Pursuant to the regulations 52 of the SEBI (Listing Obligations and Disclosure Requirements)
Regulations, 2015 for the Quarter ended 30th June, 2023**


To
Board of Directors
M/s SHREM INFRA STRUCTURE PRIVATE LIMITED

1. We have reviewed the accompanying statement of unaudited consolidated financial results of **M/s SHREM INFRA STRUCTURE PRIVATE LIMITED**. ("the company") for Quarter ended 30th June, 2023 ("the Statement") attached herewith, being submitted by the Company pursuant to the requirement of Regulation 33 of the SEBI (Listing Obligations and Disclosure Requirements) Regulations, 2015.

This statement is the responsibility of the Company's Management and has been approved by the Board of Directors, has been prepared in accordance with the recognitions and measurement principal laid down in the Indian Accounting Standard 34 "Interim Financial Reporting" (IND AS-34), prescribed under section 133 of the Companies Act 2013 read with relevant rules issued there under and other accounting principal generally accepted in India. Our responsibility is to issue a report on these financial statements based on our review.

2. We conducted our review in accordance with the Standard on Review Engagement (SRE) 2410 *Review of Interim Financial Information performed by the Independent Auditors of the entity* issued by the Institute of Chartered Accountants of India. This standard requires that we plan and perform the review to obtain moderate assurance as to whether the consolidated financial statements are free of material misstatement. A review is limited primarily to inquiries of company personnel and analytical procedures applied to financial data and thus provides less assurance than an audit. We have not performed an audited accordingly, we do not express an audit opinion.
3. Based on our review conducted as above, nothing has come to our attention that causes us to believe that the accompanying statement of unaudited consolidated financial results prepared in accordance with recognitions and measurement principles laid down in applicable Indian Accounting Standards (IND AS) prescribed under section 133 of the Companies Act 2013, read with relevant rules issued there under and other recognized accounting practice and policies, has not disclose the information required to be disclosed in terms of Regulation 52 of the SEBI (Listing Obligations and Disclosure Requirements) Regulations, 2015.

For M.K. Doshi & Associates
Chartered Accountants
Firm Reg. No. 133554W
UDIN: 23108190BGYVWV2685


CA Manoj Kumar Doshi
Partner
Membership No. 108190
Place: Mumbai
Dated: 11-08-2023



SHREM INFRA STRUCTURE PRIVATE LIMITED
CIN: U65100MH2014PTC254839
Regd. Office: 1101 VIRAJ TOWERS, JN OF ANDHERI KURLA ROAD W. E. HIGH WAY, ANDHERI
(EAST), MUMBAI-400093

Statement of Consolidated Assets and Liabilities

(Amount In 000' Rs.)

Particulars	As at	As at
	30th June 2023	31 March 23
	Audited	Audited
Assets		
Non - Current Assets		
Property, Plant and Equipment	64,903	35,947
Intangible Assets	1,730	1,730
Financial assets		
- Investments	3,53,23,561	3,53,23,561
- Loans		
Other Non Current Assets	5	3
Sub Total - Non - Current Assets	3,53,90,200	3,53,61,242
Current Assets		
Inventories	-	-
Financial Assets		
Investments	-	-
Trade Receivables	-	-
Cash and Cash Equivalents	3,43,553	1,56,035
Bank Balance and Cash Equivalents	-	-
Loans	26,70,993	9,810
Other Current Assets	2,03,504	27,861
Income Tax	-	-
Sub Total - Current Assets	32,18,050	1,93,706
Total Assets	3,86,08,250	3,55,54,948
Equity and Liabilities		
Equity		
Equity Share Capital (net of arrear)	8,00,000	8,00,000
Other Equity	3,00,94,802	2,93,75,472
Sub Total - Equity	3,08,94,802	3,01,75,472
Liabilities		
Non Current Liabilities		
Borrowings	53,18,862	41,10,455
Provisions	3,04,365	2,46,300
Deffered Tax Liabilities	297	297
Sub Total - Non Current Liabilities	56,23,524	43,57,052
Current Liabilities		
Financial Liabilities		
Borrowings	19,09,070	10,00,450
Provisions	1,76,531	7,581
Other financial Liabilities	1,904	4,389
Other Current Liabilities	2,419	10,004
Sub Total - Current Liabilities	20,89,924	10,22,424
Total Equity and Liabilities	3,86,08,250	3,55,54,948

Place : Mumbai
Date :- 11/08/2023

For SHREM INFRA STRUCTURE PRIVATE LIMITED

Director
Nitan Chhatwal
DIN: 00115575



SHREM INFRA STRUCTURE PRIVATE LIMITED
CIN: U65100MH2014PTC254839

Regd. Office: 1101 VIRAJ TOWERS, JN OF ANDHERI KURLA ROAD W. E. HIGH WAY, ANDHERI (EAST), MUMBAI-400093

Statement of UnAudited Consolidated Financial Results for the Quarter Ended 30th June 2023

(Amount in 000' Rs.)

Sr. No.	Particulars	For the Quarter Ended		For the Year Ended
		30th June 2023	31st March 2023	31st March 2023
		(Unaudited)	(Audited)	(Audited)
1	Income			
	a) Income from operations	4,65,212	2,89,072	14,53,915
	b) Other Income	-	1,96,658	2,26,379
	Total Income	4,65,212	4,85,730	16,80,294
2	Expenses			
	a) Cost of materials Purchased/Consumed	-	-	-
	b) Purchases of stock in trade	-	-	-
	c) Changes in inventories of finished goods, work-in-progress and stock in trade	-	-	-
	d) Employee benefit expenses	3,479	2,432	12,190
	e) Depreciation and amortisation expenses	1,202	1,146	2,289
	f) Finance costs	1,45,546	1,57,912	4,53,367
	g) Other expenses	7,952	52,586	83,099
	Total Expenses	1,58,178	2,14,077	5,50,945
3	Profit / (Loss) before exceptional items (1-2)	3,07,035	2,71,653	11,29,349
4	Exceptional Items	-	-	-
5	Prior Period Items	-	-	-
6	Profit / (Loss) before tax (3-4-5)	3,07,035	2,71,653	11,29,349
7	Tax expense	-	-	-
	Current tax	216	-6,641	1,41,123
	Excess provision for earlier year written back	-	14,977	14,978
8	Defered Tax	-	230	230
9	Net Profit / (Loss) for the period (6-7-8)	3,06,819	2,63,087	9,73,018
10	Other comprehensive income (OCI) (Net of tax)	4,12,511	3,73,994	25,55,286
	Items that will be reclassified to profit or loss	-	-	-
	Re-measurement gain/ (losses) on defined benefit	-	-	-
11	Total comprehensive income (net of tax) (9+10)	7,19,330	6,37,081	35,28,304
12	Paid-up Equity Share Capital	8,00,000	8,00,000	8,00,000
	(Face value Rs.10/- per share)			
13	Other Equity	3,00,94,802	2,93,75,472	2,93,75,472
14	Earning per share (EPS) (in r) (not annualised)			
	i). Basic EPS	8.99	7.96	44.10
	ii). Diluted EPS	8.99	7.96	44.10


Notes:

- As per Indian Accounting Standard (ind AS) 108 "Operating Segment". the Company's business falls within a single business segment viz. "Finance & investments" and thus Segmental Report for the Quarter is not applicable to the
- The Statutory Auditors have carried Limited Review for above Financial Results.
- The company has adopted IND AS 116 "Leases" as notified by Ministry of Corporate Affairs effective from 1st April 2019 and its application did not have any material impact on the financial results including the retained earnings as at 1st
- This Statement had been prepared in accordance with the companies (indian Accounting Standard) Rules 2015 (ind-AS) - 34, Interim Financial Reporting prescribed under Section 133 of the Companies Act, 2013, read with rule 3 of the companies (Indian Accounting Standard) Rules, 2015 and Companies (Indian Accounting standard) Accounting Rules,
- Previous period figure have been regrouped/rearranged wherever necessary to correspond with the current period / year classification / disclosures.

Place : Mumbai
Date :- 11/08/2023

For SHREM INFRA STRUCTURE PRIVATE LIMITED

Director
Nitan Chhatwal
DIN: 00115575



SHREM INFRA STRUCTURE PRIVATE LIMITED

CIN: U65100MH2014PTC254839

Regd. Office: 1101 VIRAJ TOWERS, JN OF ANDHERI KURLA ROAD W. E. HIGH WAY, ANDHERI (EAST), MUMBAI-400093

FOR UnAudited - Jun23**SUMMARY FOR RATIOS- Jun 23**

(Amount In 000' Rs.)

S.No	Name of Ratio	30.06.2023 (UnAudited)
1	Debt-Equity Ratio;	0.25
2	Debt Service Coverage Ratio	2.41
3	Interest Service Coverage Ratio	3.11
4	Outstanding Redeemable Preference Shares (Quantity And Value);	NA
5	Capital Redemption Reserve/Debenture Redemption Reserve;	NA
6	Net Worth;	2,63,23,814
7	Net Profit After Tax;	3,06,819
8	Earnings Per Share:	8.99
9	Current Ratio;	1.54
10	Long Term Debt To Working Capital;	4.71
11	Bad Debts To Account Receivable Ratio;	NA
12	Current Liability Ratio;	1.54
13	Total Debts To Total Assets;	0.20
14	Debtors Turnover;	NA
15	Inventory Turnover;	NA
16	Operating Margin (%);	NA
17	Net Profit Margin (%);	NA
18	Sector Specific Equivalent Ratio	NA

Place : Mumbai

Date :- 11/08/2023

For SHREM INFRA STRUCTURE PRIVATE LIMITED

Director
Nitan Chhatwal
DIN: 00115575

