

**SHREM INFRA INVEST PRIVATE LIMITED**  
CIN: U65100MH2014PTC254839

Regd. Office: 1101 VIRAJ TOWERS, JN OF ANDHERI KURLA ROAD W. E. HIGH WAY, ANDHERI (EAST), MUMBAI-400093

**Audited Statement of Standalone Assets and Liabilities as at 31st March 2026**

(Amount in lakhs)

S. No.	Particulars	As at	As at
		31-03-2026	31-03-2025
	<b>ASSETS</b>		
(1)	<b>Financial Assets</b>		
(a)	Cash and cash equivalents	2,844.97	734.85
(b)	Bank balances other than (a) above	8,597.36	6,855.94
(c)	Loans	71,774.55	79,534.53
(d)	Investments	3,48,364.13	3,38,531.44
(e)	Other financial assets	5,433.09	19.95
	<b>Total - Financial Assets (1)</b>	<b>4,37,014.10</b>	<b>4,25,676.71</b>
(2)	<b>Non-Financial Assets</b>		
(a)	Property, Plant & Equipment	681.05	806.99
(b)	Right of Use asset	78.52	-
(c)	Other non-financial assets	94.63	150.20
	<b>Total - Non-Financial Assets (2)</b>	<b>854.20</b>	<b>957.19</b>
(3)	<b>Assets classified as held for sale - (3)</b>	99.70	9,200.77
	<b>Total ASSETS (1+2+3)</b>	<b>4,37,968.00</b>	<b>4,35,834.67</b>
	<b>LIABILITIES AND EQUITY</b>		
	<b>LIABILITIES</b>		
(1)	<b>Financial Liabilities</b>		
(a)	Debt Securities	21,707.36	44,719.84
(b)	Borrowings (other than debt securities)	50,308.37	37,538.47
(c)	Other financial liabilities	325.21	462.97
	<b>Total - Financial Liabilities (1)</b>	<b>72,340.94</b>	<b>82,721.28</b>
(2)	<b>Non-Financial Liabilities</b>		
(a)	Current tax liabilities (net)	1,736.00	1,318.45
(b)	Provisions	5.26	3.09
(c)	Other non-financial liabilities	9,108.49	126.90
(d)	Deferred tax Liabilities (net)	425.59	15,294.07
	<b>Total - Non-Financial Liabilities (2)</b>	<b>11,275.34</b>	<b>16,742.52</b>
(3)	<b>Liabilities directly associated with assets classified as held for sale - (3)</b>	-	-
(4)	<b>EQUITY</b>		
(a)	Equity Share Capital	8,000.00	8,000.00
(b)	Other equity	3,46,351.72	3,28,370.88
	<b>Total - Equity (4)</b>	<b>3,54,351.72</b>	<b>3,36,370.88</b>
	<b>Total - LIABILITIES AND EQUITY (1+2+3+4)</b>	<b>4,37,968.00</b>	<b>4,35,834.67</b>

Place : Mumbai  
Date :- 22/05/2026

For SHREM INFRA INVEST PRIVATE LIMITED

Nitan Chhatwal  
Director  
DIN: 00115575

## SHREM INFRA INVEST PRIVATE LIMITED

CIN: U65100MH2014PTC254839

Regd. Office: 1101 VIRAJ TOWERS, JN OF ANDHERI KURLA ROAD W. E. HIGH WAY, ANDHERI (EAST), MUMBAI-400093

## Statement of Audited Financial Results for the Quarter and year Ended 31st March 2026

(Amount In lakhs)

Sr. No.	Particulars	Quarter Ended			Year Ended	
		31-03-2026	31-12-2025	31-03-2025	31-03-2026	31-03-2025
		(Audited)	(Unaudited)	(Audited)	(Audited)	(Audited)
	<b>Revenue from Operations</b>					
(i)	Interest Income	7,716.96	2,583.71	4,483.63	22,761.69	18,123.47
(ii)	Dividend Income	11,592.37	5,921.26	3,636.56	23,422.84	7,136.35
(iii)	Fees and Commission Income	120.00	120.00	120.00	480.00	480.00
(iv)	Net gain/ (loss) on fair value change:	561.82	1,563.66	2.32	2,125.48	2.32
(v)	Gain on Sale of Bonds & MF	-	-	171.48	139.31	171.48
<b>I.</b>	<b>Total Revenue from Operations (i to v)</b>	<b>19,991.15</b>	<b>10,188.63</b>	<b>8,413.99</b>	<b>48,929.32</b>	<b>25,913.62</b>
<b>II.</b>	<b>Other Income</b>	<b>(293.81)</b>	<b>180.12</b>	<b>-</b>	<b>162.82</b>	<b>-</b>
<b>III.</b>	<b>Total Income (I+II)</b>	<b>19,697.34</b>	<b>10,368.75</b>	<b>8,413.99</b>	<b>49,092.14</b>	<b>25,913.62</b>
	<b>Expenses</b>					
(i)	Finance Costs	1,565.06	1,677.80	1,791.00	6,610.78	4,668.68
(ii)	Employee Benefits Expenses	367.84	347.63	164.37	1,228.33	658.23
(iii)	Depreciation and amortization	41.30	41.30	40.06	165.20	162.86
(iv)	Corporate Social Responsibility Expenses	273.28	2.70	283.00	281.98	291.97
(v)	Other Expenses	96.90	(886.05)	542.51	470.38	1,049.18
<b>IV.</b>	<b>Total Expenses (i to ix)</b>	<b>2,344.38</b>	<b>1,183.38</b>	<b>2,820.94</b>	<b>8,756.67</b>	<b>6,830.92</b>
<b>V.</b>	<b>Profit before Tax (III-IV)</b>	<b>17,352.96</b>	<b>9,185.37</b>	<b>5,593.05</b>	<b>40,335.47</b>	<b>19,082.70</b>
<b>VI.</b>	<b>Tax Expense</b>					
(i)	<b>Current Tax</b>					
-	Current Year	1,589.00	1,665.43	671.65	4,047.09	3,378.42
-	Earlier Years	0.00	-	-	85.18	11.63
(ii)	Deferred Tax	(73.82)	99.56	(78.41)	38.26	(119.71)
	<b>Total Tax Expense (i+ii)</b>	<b>1,515.18</b>	<b>1,764.99</b>	<b>593.24</b>	<b>4,170.53</b>	<b>3,270.34</b>
<b>VII.</b>	<b>Profit for the period (V-VI)</b>	<b>15,837.78</b>	<b>7,420.38</b>	<b>4,999.81</b>	<b>36,164.94</b>	<b>15,812.36</b>
<b>VIII.</b>	<b>Other comprehensive Income/(Loss)</b>					
(i)	<b>Items that will not be reclassified to profit or loss</b>					
(a)	Changes in Fair Value of FVOCI Equity Instruments	(2,283.73)	1,378.89	6,216.03	(24,407.97)	12,116.84
-	Tax impact on above	574.79	(347.04)	(9,675.90)	6,223.84	(11,161.02)
	<b>Sub-Total (i)</b>	<b>(1,708.94)</b>	<b>1,031.84</b>	<b>(3,459.87)</b>	<b>(18,184.13)</b>	<b>955.82</b>
(ii)	<b>Items that will be reclassified to profit or loss</b>					
	<b>Sub-Total (ii)</b>	<b>-</b>	<b>-</b>	<b>-</b>	<b>-</b>	<b>-</b>
	<b>Other comprehensive Income/(Loss) for the period (i+ii)</b>	<b>(1,708.94)</b>	<b>1,031.84</b>	<b>(3,459.87)</b>	<b>(18,184.13)</b>	<b>955.82</b>
<b>IX.</b>	<b>Total comprehensive Income for the period (VII+VIII)</b>	<b>14,128.84</b>	<b>8,452.22</b>	<b>1,539.94</b>	<b>17,980.81</b>	<b>16,768.18</b>
<b>X.</b>	<b>Paid-up Equity Share Capital</b>	<b>8,000.00</b>	<b>8,000.00</b>	<b>8,000.00</b>	<b>8,000.00</b>	<b>8,000.00</b>
	(Face value Rs.10/- per share)					
<b>XI.</b>	<b>Other Equity</b>	<b>3,46,351.72</b>	<b>3,32,222.87</b>	<b>3,28,370.88</b>	<b>3,46,351.72</b>	<b>3,28,370.88</b>
<b>X.</b>	<b>Basic &amp; Diluted Earnings per Equity Share of ₹ 10 each (in ₹)</b>					
(1)	For continuing operations	19.80	9.28	6.25	45.21	19.77
(2)	For discontinued operations	19.80	9.28	6.25	45.21	19.77

## Notes:

- As per Indian Accounting Standard (ind AS) 108 "Operating Segment", the Company's business falls within a single business segment viz. "Finance & investments" and thus Segmental Report for the Quarter is not applicable to the Company.
- This Statement had been prepared in accordance with the companies (Indian Accounting Standard) Rules 2015 (ind-AS) - 34, Interim Financial Reporting prescribed under Section 133 of the Companies Act, 2013, read with rule 3 of the companies (Indian Accounting Standard) Rules, 2015 and Companies (Indian Accounting standard) Accounting Rules, 2016.
- Previous period figure have been regrouped/rearranged wherever necessary to correspond with the current period / year classification / disclosures.

Note Description	Previously Reported amount	Revised Amount	Change In Amount
<b>Balance sheet</b>			
Loans	83,259.12	79,534.53	-3,724.59
Investments	3,34,806.85	3,38,531.44	3,724.59
<b>Total</b>	<b>4,18,065.97</b>	<b>4,18,065.98</b>	<b>-</b>

Note Description	Previously Reported amount	Revised Amount	Change In Amount
<b>Cash Flow Statement</b>			
Recovery Expense Fund-Ind AS	-	0.72	0.72
Fair Value Interest Income - Ind AS	-	-2.31	-2.31
Amortization of Processing Fees	-	0.53	0.53
Outflow in Other Financial & Non Financial Asset	60.12	59.41	-0.71
On Account of Sale/(Purchase) of Investment	-79,713.50	-79,711.19	2.31
Proceeds from Borrowings	49,293.24	49,292.71	-0.53
<b>Total</b>	<b>-30,360.14</b>	<b>-30,360.14</b>	<b>0.00</b>

- The company has opted for the reduced Corporate Tax rate as per section 115BAA of the Income Tax Act 1961 for the current Financial year and accordingly the tax expenses for the quarter ended 31st March 2026 have been provided in the above results.
- The figures for the quarter ended 31 March 2026 and 31 March 2025 as reported in these financial results, are the balancing figures between the audited figures in respect of the full financial year and unaudited year to date figures upto the end of the third quarter of the relevant financial years.
- \*EPS computation in previous year included OCI items due to an inadvertent formula error in the working file. The same has been corrected and comparative EPS figures have been restated/recomputed accordingly".

Place : Mumbai  
Date :- 22/05/2026

For SHREM INFRA INVEST PRIVATE LIMITED

Nitan Chhatwal  
Director  
DIN: 00115575

**SHREM INFRA INVEST PRIVATE LIMITED**  
**CIN: U65100MH2014PTC254839**  
**Cashflow Statement for the year ended 31.03.2026**

(Amount in lakhs)

Particulars	For the Year ended 31st March, 2026	For the Year ended 31st March, 2025
<b><u>A. CASH FLOW FROM OPERATING ACTIVITIES:</u></b>		
Net Profit/(Loss) before tax as per Statement of Profit & Loss	40,335.47	19,082.67
<b>Adjustments for:</b>		
Dividend Received on InvIT	(23,422.84)	(7,136.35)
Depreciation and amortization expense	165.20	162.86
Gain on sale of Investment	(139.31)	(171.48)
Provision for ECL	(157.53)	482.26
Sundry Balance Written Off/(Back)	(4.50)	-
Recovery Expense Fund-Ind AS	(0.79)	0.72
Fair Value Interest Income - Ind AS	(2,125.48)	(2.32)
Amortization of Processing Fees	146.09	0.53
Finance Cost	6,610.78	4,668.68
<b>Operating Profit before Working Capital Changes</b>	<b>21,407.09</b>	<b>17,087.57</b>
<b>Working Capital Changes:</b>		
<b>Inflow / (Outflow) on account of :</b>		
1. Loan Assets	7,917.52	(928.83)
2. Other Financial and Non- Financial Assets	(5,356.76)	59.41
3. Other Financial and Non- Financial Liabilities & Provisions	167.58	(14.39)
<b>Cash generated from operations</b>	<b>24,135.43</b>	<b>16,203.76</b>
Income Tax Refund/(Paid) - Net	(3,714.71)	(2,410.67)
<b>Net Cash generated from Operating Activities (Total A)</b>	<b>20,420.71</b>	<b>13,793.09</b>
<b><u>B. CASH FLOW FROM INVESTING ACTIVITIES:</u></b>		
On Account of Purchase/Sale of Fixed Assets	(117.78)	2.92
On Account of Sale/(Purchase) of Investment	(36,397.25)	(79,711.19)
Return of Capital from InVIT	13,522.45	18,402.26
Balances Other than bank balance	(1,741.41)	(3,514.65)
Dividend Received on InvIT	23,422.84	7,136.34
Rent Income	-	-
<b>Net cash used in Investing Activities (Total B)</b>	<b>(1,311.15)</b>	<b>(57,684.32)</b>
<b><u>C. CASH FLOW FROM FINANCING ACTIVITIES:</u></b>		
Proceeds from Borrowings	(10,388.66)	49,292.71
Finance Cost	(6,610.78)	(4,668.68)
<b>Net Cash used in Financing Activities (Total C)</b>	<b>(16,999.44)</b>	<b>44,624.03</b>
<b>Net Increase / (Decrease) in Cash and Cash Equivalents (A+B+C)</b>	<b>2,110.12</b>	<b>732.82</b>
<b>Add: Cash &amp; Cash Equivalents at the beginning of the year</b>	<b>734.85</b>	<b>2.03</b>
<b>Cash &amp; Cash Equivalents at the end of the year</b>	<b>2,844.97</b>	<b>734.85</b>

Place : Mumbai  
Date :- 22.05.2026

For SHREM INFRA INVEST PRIVATE LIMITED

Nitan Chhatwal  
Director  
DIN - 00115575

**SHREM INFRA INVEST PRIVATE LIMITED**

CIN: U65100MH2014PTC254839

Regd. Office: 1101 VIRAJ TOWERS, JN OF ANDHERI KURLA ROAD W. E. HIGH WAY, ANDHERI  
(EAST), MUMBAI-400093

**For Audited Standalone Financial Statements- as at 31st March, 2026**

**Summary for Ratios on Standalone Basis- March, 2026**

(Amount In lakhs)

S.No	Name of Ratio	31-Mar-26 (Audited)
1	Debt-Equity Ratio;	0.20
2	Debt Service Coverage Ratio *	2.51
3	Interest Service Coverage Ratio **	8.85
4	Outstanding Redeemable Preference Shares (Quantity And Value);	NA
5	Capital Redemption Reserve/Debenture Redemption Reserve;	2,175.00
6	Adjusted Net Worth;	3,38,530.58
7	Net Profit After Tax;	36,164.94
8	Earnings Per Share;	45.21
9	Current Ratio	NA
10	Long Term Debt To Working Capital	NA
11	Bad Debts To Account Receivable Ratio	NA
12	Current Liability Ratio	NA
13	Total Debts To Total Assets;	0.16
14	Debtors Turnover;	NA
15	Inventory Turnover;	NA
16	Operating Margin (%);	NA
17	Net Profit Margin (%);	NA
18	Sector Specific Equivalent Ratio	NA

Note :

1) DSCR is calculated as : 
$$\frac{\text{(Adjusted Net Profit)*}}{\text{(Principal Repayment + Interest Payment)}}$$

2) Interest Service Coverage Ratio as : 
$$\frac{\text{(Adjusted Net Profit before Tax)*}}{\text{(Interest Payment)}}$$

(\*For DSCR : *(Adjusted Net Profit = Net profit after tax + Non Cash Expenses + Finance Cost + Capital repayment from InvIT)*

\*\*For Interest Service Coverage Ratio : *(Adjusted Net Profit = Net profit before tax + Non Cash Expenses - Non Cash Income + Finance Cost + Capital repayment from InvIT)*

For the calculation of adjusted net profit (i.e. the numerator), adjustment with respect to addition of capital repayment from InvIT is considered, because as per the Section 48 of the Income Tax Act, which deals with capital gains tax on REIT/InvIT units was amended which stated - "any other income including debt repayment proceeds received by the unitholder, if not taxed under section 56(2)(xii) would be reduced from the cost of acquisition of units". Accordingly, necessary adjustments were made in book of accounts too and the same is now being reduced from Cost of Acquisition and not routed through statement of profit & loss. These funds also forms an important factor in repayment of debt. Therefore, the same is being considered for the purpose of calculation of adjusted net profit to depict a more appropriate picture)

Further, in the computation of Principal Repayment (ie: the denominator), prepayment of NCD's amounting to Rs. 30 crores(original issue size : 30 crores), Rs. 125 crores(original issue size : 125 crores) & Rs. 75 crores(original issue size : 75 crores) has not been considered.

Place : Mumbai  
Date :- 22/05/2026

For SHREM INFRA INVEST PRIVATE LIMITED

Nitan Chhatwal  
Director  
DIN: 00115575

EDENA, 1st Floor,  
97, Maharshi Karve Road,  
Near Income Tax Office,  
Mumbai - 400 020.  
e-mail : mail@kcjainco.com

**Independent Auditor's Report on the Audited Standalone financial results of  
SHREM INFRA INVEST PRIVATE LIMITED**

**(formerly known as Shrem Infra Structure Private Limited)**

**Pursuant to the regulations 52 of the SEBI (Listing Obligations and Disclosure Requirements)  
Regulations, 2015 for the Quarter and year ended 31<sup>st</sup> March, 2026**

To  
Board of Directors  
M/s SHREM INFRA INVEST PRIVATE LIMITED  
(formerly known as M/s Shrem Infra Structure Private Limited)

**Report on the Audit of the Standalone Financial Results**

**Opinion**

1. We have audited the accompanying standalone financial results of Shrem Infra Invest Private Limited (Formerly known as Shrem Infrastructure Private Limited) (the "Company") for the quarter ended March 31, 2026 and for the year ended March 31, 2026 ("Statement") which comprise of the Balance Sheet as at March 31, 2026, the statement of Profit and Loss and the cash flow statement for the year ended, attached herewith, being submitted by the Company pursuant to the requirement of Regulation 33 and 52 of the SEBI (Listing Obligations and Disclosure Requirements) Regulations, 2015, as amended (the "Listing Regulations").
2. In our opinion and to the best of our information and according to the explanations given to us, the aforesaid standalone financial results:
  - i. are presented in accordance with the requirements of the Listing Regulations in this regard; and
  - ii. give the information required by the Companies Act, 2013 ('Act') in the manner so required and give a true and fair view in conformity with the accounting standards, and other accounting principles generally accepted in India, of the state of affairs of the Company as at March 31, 2026, its net profit and other comprehensive income and other financial information for the quarter and year ended 31st March 2026.

**Basis for Opinion**

3. We conducted our audit of the statement in accordance with the Standards on Auditing (SAs) specified under Section 143(10) of the Act. Our responsibilities under those SAs are further



described in the Auditors' Responsibilities for the Audit of the Standalone Financial Statements section of our report. We are independent of the Company in accordance with the Code of Ethics issued by the Institute of Chartered Accountants of India together with the ethical requirements that are relevant to our audit of the standalone financial results under the provisions of the Act and the Rules thereunder, and we have fulfilled our other ethical responsibilities in accordance with these requirements and the ICAI's Code of Ethics. We believe that the audit evidence we have obtained is sufficient and appropriate to provide a basis for our opinion on the financial results.

#### **Responsibilities of Management and Those charged with Governance for the Standalone Financial Results**

4. These standalone financial results have been prepared on the basis of the standalone Ind AS financial statements.
5. The company's Board of Directors is responsible for the preparation of these financial results that give a true and fair view of net profit and other comprehensive income and other financial information in accordance with the applicable accounting standards prescribed under Section 133 of the Act read with relevant rules issued thereunder and other accounting principles generally accepted in India and in compliance with Regulation 33 and 52 of the Listing Regulations. This responsibility also includes maintenance of adequate accounting records in accordance with the provisions of the Act for safeguarding of the assets of the Company and for preventing and detecting frauds and other irregularities; selection and application of appropriate accounting policies; making judgments and estimates that are reasonable and prudent; and design, implementation and maintenance of adequate internal financial controls that were operating effectively for ensuring the accuracy and completeness of the accounting records, relevant to the preparation and presentation of the standalone financial results that give a true and fair view and are free from material misstatement, whether due to fraud or error.
6. In preparing the financial results, Board of directors is responsible for assessing the company's ability to continue as a going concern, disclosing, as applicable, matters related to going concern and using the going concern basis of accounting unless the Board of Directors either intends to liquidate the company or to cease operations, or has no realistic alternative but to do so.
7. The Board of Directors are also responsible for overseeing the company's financial reporting process.

#### **Auditor's Responsibilities for the Audit of Standalone Financial Statements**

8. Our objectives are to obtain reasonable assurance about whether the standalone financial results as a whole are free from material misstatement, whether due to fraud or error, and to issue an auditors' report that includes our opinion. Reasonable assurance is a high level of assurance, but is not a guarantee that an audit conducted in accordance with SAs will always detect a material misstatement when it exists. Misstatements can arise from fraud or error and



are considered material if, individually or in the aggregate, they could reasonably be expected to influence the economic decisions of users taken on the basis of these standalone financial results. As part of an audit in accordance with SAs, we exercise professional judgment and maintain professional skepticism throughout the audit. We also:

- Identify and assess the risks of material misstatement of the standalone financial statements, whether due to fraud or error, design and perform audit procedures responsive to those risks, and obtain audit evidence that is sufficient and appropriate to provide a basis for our opinion. The risk of not detecting a material misstatement resulting from fraud is higher than for one resulting from error, as fraud may involve collusion, forgery, intentional omissions, misrepresentations, or the override of internal control.
  - Obtain an understanding of internal financial controls relevant to the audit in order to design audit procedures that are appropriate in the circumstances. Under Section 143(3)(i) of the Act, we are also responsible for expressing our opinion on whether the Company has adequate internal financial controls with reference to financial statements in place and the operating effectiveness of such controls.
  - Evaluate the appropriateness of accounting policies used and the reasonableness of accounting estimates and related disclosures made by the management.
  - Conclude on the appropriateness of management's use of the going concern basis of accounting and, based on the audit evidence obtained, whether a material uncertainty exists related to events or conditions that may cast significant doubt on the Company's ability to continue as a going concern. If we conclude that a material uncertainty exists, we are required to draw attention in our auditor's report to the related disclosures in the standalone financial statements or, if such disclosures are inadequate, to modify our opinion. Our conclusions are based on the audit evidence obtained up to the date of our auditor's report. However, future events or conditions may cause the Company to cease to continue as a going concern.
  - Evaluate the overall presentation, structure and content of the standalone financial statements, including the disclosures, and whether the standalone financial statements represent the underlying transactions and events in a manner that achieves fair presentation.
  - Obtain sufficient appropriate audit evidence regarding the standalone financial statements of the company to express an opinion on the standalone financial statements.
9. Materiality is the magnitude of misstatements in the Standalone Financial Results that, individually or in aggregate, makes it probable that the economic decisions of a reasonably knowledgeable user of the Standalone Financial Results may be influenced. We consider quantitative materiality and qualitative factors in (i) planning the scope of our audit work



and in evaluating the results of our work; and (ii) to evaluate the effect of any identified misstatements in the Standalone Financial Results.

10. We communicate with those charged with governance regarding, among other matters, the planned scope and timing of the audit and significant audit findings, including any significant deficiencies in internal control that we identify during our audit.
11. We also provide those charged with governance with a statement that we have complied with relevant ethical requirements regarding independence, and to communicate with them all relationships and other matters that may reasonably be thought to bear on our independence, and where applicable, related safeguards.
12. We also performed procedures in accordance with the circular issued by the SEBI under Regulation 33(8) of the Listing Regulations, as amended, to the extent applicable.

#### Other Matter

13. The Standalone Financial Results include the results for the quarter ended 31st March 2026 being the balancing figure between the audited figures in respect of the full financial year ended 31st March 2026 and the published unaudited year to date figures up to the third quarter of the current financial year which was subject to limited review for the quarter ended 31st December 2025, 30th September 2025 and 30th June 2025 by us.

Our Opinion is not modified in respect of this matter.

For Kailash Chand Jain & Co.  
Chartered Accountants  
Firm Registration No.: 112318W

  
Ronak Visaria

Partner

Membership No.: 159973

Place: Mumbai

Date: 22.05.2026

UDIN: 26159973 FP0K FV3966



## SHREM INFRA INVEST PRIVATE LIMITED

CIN: U65100MH2014PTC254839

Regd. Office: 1101 VIRAJ TOWERS, JN OF ANDHERI KURLA ROAD W. E. HIGH WAY, ANDHERI (EAST), MUMBAI-400093


## Audited Statement of Standalone Assets and Liabilities as at 31st March 2026

(Amount in lakhs)

S. No.	Particulars	As at	As at
		31-03-2026	31-03-2025
	<b>ASSETS</b>		
(1)	<b>Financial Assets</b>		
(a)	Cash and cash equivalents	2,844.97	734.85
(b)	Bank balances other than (a) above	8,597.36	6,855.94
(c)	Loans	71,774.55	79,534.53
(d)	Investments	3,48,364.13	3,38,531.44
(e)	Other financial assets	5,433.09	19.95
	<b>Total - Financial Assets (1)</b>	<b>4,37,014.10</b>	<b>4,25,676.71</b>
(2)	<b>Non-Financial Assets</b>		
(a)	Property, Plant & Equipment	681.05	806.99
(b)	Right of Use asset	78.52	-
(c)	Other non-financial assets	94.63	150.20
	<b>Total - Non-Financial Assets (2)</b>	<b>854.20</b>	<b>957.19</b>
(3)	<b>Assets classified as held for sale - (3)</b>	<b>99.70</b>	<b>9,200.77</b>
	<b>Total ASSETS (1+2+3)</b>	<b>4,37,968.00</b>	<b>4,35,834.67</b>
	<b>LIABILITIES AND EQUITY</b>		
	<b>LIABILITIES</b>		
(1)	<b>Financial Liabilities</b>		
(a)	Debt Securities	21,707.36	44,719.84
(b)	Borrowings (other than debt securities)	50,308.37	37,538.47
(c)	Other financial liabilities	325.21	462.97
	<b>Total - Financial Liabilities (1)</b>	<b>72,340.94</b>	<b>82,721.28</b>
(2)	<b>Non-Financial Liabilities</b>		
(a)	Current tax liabilities (net)	1,736.00	1,318.45
(b)	Provisions	5.26	3.09
(c)	Other non-financial liabilities	9,108.49	126.90
(d)	Deferred tax Liabilities (net)	425.59	15,294.07
	<b>Total - Non-Financial Liabilities (2)</b>	<b>11,275.34</b>	<b>16,742.52</b>
(3)	<b>Liabilities directly associated with assets classified as held for sale - (3)</b>	<b>-</b>	<b>-</b>
(4)	<b>EQUITY</b>		
(a)	Equity Share Capital	8,000.00	8,000.00
(b)	Other equity	3,46,351.72	3,28,370.88
	<b>Total - Equity (4)</b>	<b>3,54,351.72</b>	<b>3,36,370.88</b>
	<b>Total - LIABILITIES AND EQUITY (1+2+3+4)</b>	<b>4,37,968.00</b>	<b>4,35,834.67</b>

Place : Mumbai  
Date :- 22/05/2026

For SHREM INFRA INVEST PRIVATE LIMITED

Nitan Chhatval  
Director  
DIN: 00115575

**SHREM INFRA INVEST PRIVATE LIMITED**

CIN: U65100MH2014PTC254839

Regd. Office: 1101 VIRAJ TOWERS, JN OF ANDHERI KURLA ROAD W. E. HIGH WAY, ANDHERI (EAST), MUMBAI-400093

**Statement of Audited Financial Results for the Quarter and year Ended 31st March 2026**

(Amount in Inlks)

Sr. No.	Particulars	Quarter Ended			Year Ended	
		31-03-2026 (Audited)	31-12-2025 (Unaudited)	31-03-2025 (Audited)	31-03-2026 (Audited)	31-03-2025 (Audited)
	<b>Revenue from Operations</b>					
(i)	Interest Income	7,716.96	2,583.71	4,483.63	22,761.69	18,123.47
(ii)	Dividend Income	11,592.37	5,921.26	3,636.56	23,422.84	7,136.35
(iii)	Fees and Commission Income	120.00	120.00	120.00	480.00	480.00
(iv)	Net gain/ (loss) on fair value changes	561.82	1,563.66	2.32	2,125.48	2.32
(v)	Gain on Sale of Bonds & MF	-	-	171.48	139.31	171.48
<b>I.</b>	<b>Total Revenue from Operations (i to v)</b>	<b>19,991.15</b>	<b>10,188.63</b>	<b>8,413.99</b>	<b>48,929.32</b>	<b>25,913.62</b>
<b>II.</b>	<b>Other Income</b>	<b>(293.81)</b>	<b>180.12</b>	<b>-</b>	<b>162.82</b>	<b>-</b>
<b>III.</b>	<b>Total Income (I+II)</b>	<b>19,697.34</b>	<b>10,368.75</b>	<b>8,413.99</b>	<b>49,092.14</b>	<b>25,913.62</b>
	<b>Expenses</b>					
(i)	Finance Costs	1,565.06	1,677.80	1,791.00	6,610.78	4,668.68
(ii)	Employee Benefits Expenses	367.84	347.63	164.37	1,228.33	658.23
(iii)	Depreciation and amortization	41.30	41.30	40.06	165.20	162.86
(iv)	Corporate Social Responsibility Expenses	273.28	2.70	283.00	281.98	291.97
(v)	Other Expenses	96.90	(886.05)	542.51	470.38	1,049.18
<b>IV.</b>	<b>Total Expenses (i to ix)</b>	<b>2,344.38</b>	<b>1,183.38</b>	<b>2,820.94</b>	<b>8,756.67</b>	<b>6,830.92</b>
<b>V.</b>	<b>Profit before Tax (III-IV)</b>	<b>17,352.96</b>	<b>9,185.37</b>	<b>5,593.05</b>	<b>40,335.47</b>	<b>19,082.70</b>
<b>VI.</b>	<b>Tax Expense</b>					
(i)	Current Tax					
- Current Year		1,589.00	1,665.43	671.65	4,047.09	3,378.42
- Earlier Years		0.00	-	-	85.18	11.63
(ii)	Deferred Tax	(73.82)	99.56	(78.41)	38.26	(119.71)
	<b>Total Tax Expense (i+ii)</b>	<b>1,515.18</b>	<b>1,764.99</b>	<b>593.24</b>	<b>4,170.53</b>	<b>3,270.34</b>
<b>VII.</b>	<b>Profit for the period (V-VI)</b>	<b>15,837.78</b>	<b>7,420.38</b>	<b>4,999.81</b>	<b>36,164.94</b>	<b>15,812.36</b>
<b>VIII.</b>	<b>Other comprehensive Income/(Loss)</b>					
(i)	Items that will not be reclassified to profit or loss					
(a)	Changes in Fair Value of FVOCI Equity Instruments	(2,283.73)	1,378.89	6,216.03	(24,407.97)	12,116.84
- Tax impact on above		574.79	(347.04)	(9,675.90)	6,223.84	(11,161.02)
	<b>Sub-Total (i)</b>	<b>(1,708.94)</b>	<b>1,031.84</b>	<b>(3,459.87)</b>	<b>(18,184.13)</b>	<b>955.82</b>
(ii)	Items that will be reclassified to profit or loss	-	-	-	-	-
	<b>Sub-Total (ii)</b>	<b>-</b>	<b>-</b>	<b>-</b>	<b>-</b>	<b>-</b>
	<b>Other comprehensive Income/(Loss) for the period (i+ii)</b>	<b>(1,708.94)</b>	<b>1,031.84</b>	<b>(3,459.87)</b>	<b>(18,184.13)</b>	<b>955.82</b>
<b>IX.</b>	<b>Total comprehensive Income for the period (VII+VIII)</b>	<b>14,128.84</b>	<b>8,452.22</b>	<b>1,539.94</b>	<b>17,980.81</b>	<b>16,768.18</b>
<b>X.</b>	<b>Paid-up Equity Share Capital</b>	<b>8,000.00</b>	<b>8,000.00</b>	<b>8,000.00</b>	<b>8,000.00</b>	<b>8,000.00</b>
	(Face value Rs.10/- per share)					
<b>XI.</b>	<b>Other Equity</b>	<b>3,46,351.72</b>	<b>3,32,222.87</b>	<b>3,28,370.88</b>	<b>3,46,351.72</b>	<b>3,28,370.88</b>
<b>X.</b>	<b>Basic &amp; Diluted Earnings per Equity Share of ₹ 10 each (in ₹)</b>					
(1)	For continuing operations	19.80	9.28	6.25	45.21	19.77
(2)	For discontinued operations	19.80	9.28	6.25	45.21	19.77

**Notes:**

- As per Indian Accounting Standard (ind AS) 108 "Operating Segment", the Company's business falls within a single business segment viz. "Finance & investments" and thus Segmental Report for the Quarter is not applicable to the Company.
- This Statement had been prepared in accordance with the companies (Indian Accounting Standard) Rules 2015 (ind-AS) - 34, Interim Financial Reporting prescribed under Section 133 of the Companies Act, 2013, read with rule 3 of the companies (Indian Accounting Standard) Rules, 2015 and Companies (Indian Accounting standard) Accounting Rules, 2016.
- Previous period figure have been regrouped/rearranged wherever necessary to correspond with the current period / year classification / disclosures.

Note Description	Previously Reported amount	Revised Amount	Change In Amount
<b>Balance-sheet</b>			
Loans	83,259.12	79,534.53	-3,724.59
Investments	3,34,806.85	3,38,531.44	3,724.59
<b>Total</b>	<b>4,18,065.97</b>	<b>4,18,065.98</b>	<b>-</b>


Note Description	Previously Reported amount	Revised Amount	Change In Amount
<b>Cnsl Flow Statement</b>			
Recovery Expense Fund-Ind AS	-	0.72	0.72
Fair Value Interest Income - Ind AS	-	-2.31	-2.31
Amortization of Processing Fees	-	0.53	0.53
Outflow in Other Financial & Non Financial Asset	60.12	59.41	-0.71
On Account of Sale/(Purchase) of Investment	-79,713.50	-79,711.19	2.31
Proceeds from Borrowings	49,293.24	49,292.71	-0.53
<b>Total</b>	<b>-30,360.14</b>	<b>-30,360.14</b>	<b>0.00</b>

- The company has opted for the reduced Corporate Tax rate as per section 115BAA of the Income Tax Act 1961 for the current Financial year and accordingly the tax expenses for the quarter ended 31st March 2026 have been provided in the above results.
- The figures for the quarter ended 31 March 2026 and 31 March 2025 as reported in these financial results, are the balancing figures between the audited figures in respect of the full financial year and unaudited year to date figures upto the end of the third quarter of the relevant financial years.
- \*EPS computation in previous year included OCI items due to an inadvertent formula error in the working file. The same has been corrected and comparative EPS figures have been restated/recomputed accordingly\*.

Place : Mumbai  
Date :- 22/05/2026

For SHREM INFRA INVEST PRIVATE LIMITED

Nitan Chhatwal  
Director  
DIN: 00115575



**SHREM INFRA INVEST PRIVATE LIMITED**  
CIN: U65100MH2014PTC254839  
Cashflow Statement for the year ended 31.03.2026


(Amount in lakhs)

Particulars	For the Year ended 31st March, 2026	For the Year ended 31st March, 2025
<b>A. CASH FLOW FROM OPERATING ACTIVITIES:</b>		
Net Profit/(Loss) before tax as per Statement of Profit & Loss	40,335.47	19,082.67
Adjustments for:		
Dividend Received on InvIT	(23,422.84)	(7,136.35)
Depreciation and amortization expense	165.20	162.86
Gain on sale of Investment	(139.31)	(171.48)
Provision for ECL	(157.53)	482.26
Sundry Balance Written Off/(Back)	(4.50)	-
Recovery Expense Fund-Ind AS	(0.79)	0.72
Fair Value Interest Income - Ind AS	(2,125.48)	(2.32)
Amortization of Processing Fees	146.09	0.53
Finance Cost	6,610.78	4,668.68
Operating Profit before Working Capital Changes	21,407.09	17,087.57
Working Capital Changes:		
Inflow / (Outflow) on account of :		
1. Loan Assets	7,917.52	(928.83)
2. Other Financial and Non- Financial Assets	(5,356.76)	59.41
3. Other Financial and Non- Financial Liabilities & Provisions	167.58	(14.39)
Cash generated from operations	24,135.43	16,203.76
Income Tax Refund/(Paid) - Net	(3,714.71)	(2,410.67)
Net Cash generated from Operating Activities (Total A)	20,420.71	13,793.09
<b>B. CASH FLOW FROM INVESTING ACTIVITIES:</b>		
On Account of Purchase/Sale of Fixed Assets	(117.78)	2.92
On Account of Sale/(Purchase) of Investment	(36,397.25)	(79,711.19)
Return of Capital from InvIT	13,522.45	18,402.26
Balances Other than bank balance	(1,741.41)	(3,514.65)
Dividend Received on InvIT	23,422.84	7,136.34
Rent Income	-	-
Net cash used in Investing Activities (Total B)	(1,311.15)	(57,684.32)
<b>C. CASH FLOW FROM FINANCING ACTIVITIES:</b>		
Proceeds from Borrowings	(10,388.66)	49,292.71
Finance Cost	(6,610.78)	(4,668.68)
Net Cash used in Financing Activities (Total C)	(16,999.44)	44,624.03
Net Increase / (Decrease) in Cash and Cash Equivalents (A+B+C)	2,110.12	732.82
Add: Cash & Cash Equivalents at the beginning of the year	734.85	2.03
Cash & Cash Equivalents at the end of the year	2,844.97	734.85

Place : Mumbai  
Date :- 22.05.2026

For SHREM INFRA INVEST PRIVATE LIMITED

Nitan Chhatwal  
Director  
DIN - 00115575



**SHREM INFRA INVEST PRIVATE LIMITED**

CIN: U65100MH2014PTC254839

Regd. Office: 1101 VIRAJ TOWERS, JN OF ANDHERI KURLA ROAD W. E. HIGH WAY, ANDHERI (EAST), MUMBAI-400093

**For Audited Standalone Financial Statements- as at 31st March, 2026**

**Summary for Ratios on Standalone Basis- March, 2026**

(Amount In lakhs)

S.No	Name of Ratio	31-Mar-26 (Audited)
1	Debt-Equity Ratio;	0.20
2	Debt Service Coverage Ratio *	2.51
3	Interest Service Coverage Ratio **	8.85
4	Outstanding Redeemable Preference Shares (Quantity And Value);	NA
5	Capital Redemption Reserve/Debenture Redemption Reserve;	2,175.00
6	Adjusted Net Worth;	3,38,530.58
7	Net Profit After Tax;	36,164.94
8	Earnings Per Share;	45.21
9	Current Ratio	NA
10	Long Term Debt To Working Capital	NA
11	Bad Debts To Account Receivable Ratio	NA
12	Current Liability Ratio	NA
13	Total Debts To Total Assets;	0.16
14	Debtors Turnover;	NA
15	Inventory Turnover;	NA
16	Operating Margin (%);	NA
17	Net Profit Margin (%);	NA
18	Sector Specific Equivalent Ratio	NA

Note :

1) DSCR is calculated as : 
$$\frac{\text{(Adjusted Net Profit)*}}{\text{(Principal Repayment + Interest Payment)}}$$

2) Interest Service Coverage Ratio as : 
$$\frac{\text{(Adjusted Net Profit before Tax)*}}{\text{(Interest Payment)}}$$

(\*For DSCR :  $\text{Adjusted Net Profit} = \text{Net profit after tax} + \text{Non Cash Expenses} + \text{Finance Cost} + \text{Capital repayment from InVIT}$ )

\*\*For Interest Service Coverage Ratio :  $\text{Adjusted Net Profit} = \text{Net profit before tax} + \text{Non Cash Expenses} - \text{Non Cash Income} + \text{Finance Cost} + \text{Capital repayment from InVIT}$ )


For the calculation of adjusted net profit (i.e. the numerator), adjustment with respect to addition of capital repayment from InVIT is considered, because as per the Section 48 of the Income Tax Act, which deals with capital gains tax on REIT/InvIT units was amended which stated - "any other income including debt repayment proceeds received by the unitholder, if not taxed under section 56(2)(xii) would be reduced from the cost of acquisition of units". Accordingly, necessary adjustments were made in book of accounts too and the same is now being reduced from Cost of Acquisition and not routed through statement of profit & loss. These funds also forms an important factor in repayment of debt. Therefore, the same is being considered for the purpose of calculation of adjusted net profit to depict a more appropriate picture)

Further, in the computation of Principal Repayment (ie: the denominator), prepayment of NCD's amounting to Rs. 30 crores(original issue size : 30 crores), Rs. 125 crores(original issue size : 125 crores) & Rs. 75 crores(original issue size : 75 crores) has not been considered.

Place : Mumbai  
Date :- 22/05/2026

For SHREM INFRA INVEST PRIVATE LIMITED

Nitan Chhatyul  
Director  
DIN: 00115575



## SHREM INFRA INVEST PRIVATE LIMITED

CIN: U65100MH2014PTC254839

Regd. Office: 1101 VIRAJ TOWERS, JN OF ANDHERI KURLA ROAD W. E. HIGH WAY, ANDHERI (EAST), MUMBAI-400093

## Audited Statement of Consolidated Assets and Liabilities as at 31st March, 2026

(Amount in lakhs)

S. No.	Particulars	As at	As at
		31-03-2026	31-03-2025
	<b>ASSETS</b>		
(1)	<b>Financial Assets</b>		
(a)	Cash and cash equivalents	3,121.08	777.17
(b)	Bank balances other than (a) above	8,600.52	7,144.59
(c)	Trade receivables	-	-
(d)	Derivative financial instruments	-	-
(e)	Loans	30,065.51	25,443.16
(f)	Investments	4,28,635.06	4,31,286.45
(g)	Other financial assets	5,435.29	20.57
	<b>Total - Financial Assets (1)</b>	<b>4,75,857.45</b>	<b>4,64,671.94</b>
(2)	<b>Non-Financial Assets</b>		
(a)	Current tax assets (net)	-	-
(b)	Deferred tax assets (net)	4.55	2.01
(c)	Property, Plant & Equipment	693.14	818.61
(d)	Capital Work-in-Progress	77.57	-
(e)	Other Intangible Assets	1,730.41	17.30
(f)	Right of Use asset	78.52	-
(g)	Other non-financial assets	472.20	476.52
	<b>Total - Non-Financial Assets (2)</b>	<b>3,056.39</b>	<b>1,314.44</b>
(3)	<b>Assets classified as held for sale</b>	99.70	9,200.77
	<b>Total ASSETS (1+2)</b>	<b>4,79,013.54</b>	<b>4,75,187.15</b>
	<b>LIABILITIES AND EQUITY</b>		
	<b>LIABILITIES</b>		
(1)	<b>Financial Liabilities</b>		
(a)	Derivative financial instruments	-	-
(b)	Trade Payables	-	-
	(i) total outstanding dues of MSMEs	223.51	-
	(ii) total outstanding dues of creditors other than MSMEs	15.36	0.67
(c)	Debt Securities	21,707.36	44,719.84
(d)	Borrowings (other than debt securities)	50,402.51	42,489.71
(e)	Subordinated Liabilities	-	-
(f)	Other financial liabilities	394.77	49.94
	<b>Total - Financial Liabilities (1)</b>	<b>72,743.51</b>	<b>87,260.16</b>
(2)	<b>Non-Financial Liabilities</b>		
(a)	Current tax liabilities (net)	-	-
(b)	Provisions	21.11	428.17
(c)	Other non-financial liabilities	526.43	368.12
(d)	Current tax liability (net)	2,817.88	1,968.74
(e)	Deferred tax Liabilities (net)	12,006.26	20,253.36
	<b>Total - Non-Financial Liabilities (2)</b>	<b>15,371.68</b>	<b>23,018.39</b>
(3)	<b>Liabilities directly associated with assets classified as held for sale</b>		
(3)	<b>EQUITY</b>		
(a)	Equity Share Capital	8,000.00	8,000.00
(b)	Other equity	3,82,898.35	3,56,908.60
	<b>Total - Equity (4)</b>	<b>3,90,898.35</b>	<b>3,64,908.60</b>
	<b>Total - LIABILITIES AND EQUITY (1+2+3)</b>	<b>4,79,013.54</b>	<b>4,75,187.15</b>

Place : Mumbai  
Date :- 22.05.2026

For SHREM INFRA INVEST PRIVATE LIMITED

Nitan Chhatwal  
Director  
DIN: 00115575

**SHREM INFRA INVEST PRIVATE LIMITED**  
**CIN: U65100MH2014PTC254839**  
**Regd. Office: 1101 VIRAJ TOWERS, JN OF ANDHERI KURLA ROAD W. E. HIGH WAY, ANDHERI (EAST), MUMBAI-400093**  
**Audited Consolidated Statement Financial Results for the Quarter and Year Ended 31st March 2026**

(Amount in lakhs)

Sr. No.	Particulars	Quarter Ended			Year Ended	
		31-03-2026	31-12-2025	31-03-2025	31-03-2026	31-03-2025
		(Audited)	(Unaudited)	(Audited)	(Audited)	(Audited)
(i)	Interest Income	9,950.49	3,213.87	14,932.14	29,156.35	23,270.82
(ii)	Dividend Income	15,457.25	7,895.41	(2,023.24)	31,232.00	9,532.52
(iii)	Fees and Commission Income	120.00	120.00	480.00	480.00	480.00
(iv)	Net gain/ (loss) on fair value changes	561.82	1,563.66	2.32	2,125.48	2.32
(v)	Sale of services	772.40	464.49	827.22	2,423.70	827.22
(vi)	Gain on Sale of Bonds and MF	(0.00)	-	171.48	139.31	171.48
<b>I.</b>	<b>Total Revenue from Operations (i to v)</b>	<b>26,861.96</b>	<b>13,257.43</b>	<b>14,389.92</b>	<b>65,556.84</b>	<b>34,284.36</b>
<b>II.</b>	<b>Other Income</b>	<b>(285.04)</b>	<b>180.11</b>	<b>(253.41)</b>	<b>174.92</b>	<b>0.01</b>
<b>III.</b>	<b>Total Income (I+II)</b>	<b>26,576.91</b>	<b>13,437.54</b>	<b>14,136.51</b>	<b>65,731.75</b>	<b>34,284.37</b>
	<b>Expenses</b>					
(i)	Finance Costs	1,588.05	1,738.37	861.32	6,935.13	5,616.11
(ii)	Net translation/ transaction exchange loss	-	-	-	-	-
(iii)	Fees and commission Expense	-	-	-	-	-
(iv)	Impairment on financial instruments	-	-	-	-	-
(v)	Cost of services rendered	22.33	53.65	27.31	107.85	27.31
(vi)	Employee Benefits Expenses	438.03	412.64	414.47	1,486.21	764.05
(vii)	Depreciation and amortization	42.38	42.28	71.75	169.08	164.28
(viii)	Corporate Social Responsibility Expenses	273.28	2.70	283.77	281.98	291.97
(ix)	Other Expenses	605.61	(351.56)	1,147.70	2,147.70	1,788.46
<b>IV.</b>	<b>Total Expenses (i to ix)</b>	<b>2,969.67</b>	<b>1,898.08</b>	<b>2,806.33</b>	<b>11,127.94</b>	<b>8,652.18</b>
<b>V.</b>	<b>Profit/(Loss) before Share of Profit/(Loss) of Associates and Tax (III - IV)</b>	<b>23,607.25</b>	<b>11,539.46</b>	<b>11,330.18</b>	<b>54,603.82</b>	<b>25,632.19</b>
<b>VI.</b>	<b>Share of Profit/(Loss) of Associates (using equity method)</b>	<b>(36.27)</b>	<b>(0.36)</b>	<b>(5.00)</b>	<b>(32.02)</b>	<b>(5.00)</b>
<b>VII.</b>	<b>Profit/(Loss) before Tax (V + VI)</b>	<b>23,570.97</b>	<b>11,539.10</b>	<b>11,325.18</b>	<b>54,571.79</b>	<b>25,627.19</b>
<b>VIII.</b>	<b>Tax Expense</b>					
(i)	<b>Current Tax</b>					
-	Current Year	2,283.22	543.53	3,702.97	5,817.40	4,556.27
-	Earlier Year	45.52	82.86	(501.50)	128.38	34.32
(ii)	Deferred Tax	(74.42)	43.74	(126.51)	35.72	(120.41)
	<b>Total Tax Expense (i+ii)</b>	<b>2,254.32</b>	<b>670.13</b>	<b>3,074.96</b>	<b>5,981.50</b>	<b>4,470.18</b>
<b>IX.</b>	<b>Profit for the period (VII-VIII)</b>	<b>21,316.66</b>	<b>10,868.97</b>	<b>8,250.22</b>	<b>48,590.30</b>	<b>21,157.01</b>
<b>X.</b>	<b>Other comprehensive Income/(Loss)</b>					
(i)	<b>Items that will not be reclassified to profit or loss</b>					
(a)	Changes in Fair Value of FVOCI Equity Instruments	(3,045.11)	1,838.60	1,917.20	(32,599.00)	16,085.04
-	Tax impact on above	703.87	(347.04)	(14,595.47)	8,285.36	(14,595.47)
	<b>Sub-Total (i)</b>	<b>(2,341.25)</b>	<b>1,491.56</b>	<b>(12,678.27)</b>	<b>(24,313.65)</b>	<b>1,489.57</b>
(ii)	<b>Items that will be reclassified to profit or loss</b>					
	<b>Sub-Total (ii)</b>	<b>-</b>	<b>-</b>	<b>-</b>	<b>-</b>	<b>-</b>
<b>IX.</b>	<b>Other comprehensive Income/(Loss) for the period (i+ii)</b>	<b>(2,341.25)</b>	<b>1,491.56</b>	<b>(12,678.27)</b>	<b>(24,313.65)</b>	<b>1,489.57</b>
<b>IX.</b>	<b>Total comprehensive Income for the period (VII+VIII)</b>	<b>18,975.41</b>	<b>12,360.53</b>	<b>(4,428.05)</b>	<b>24,276.65</b>	<b>22,646.58</b>
<b>X.</b>	<b>Paid-up Equity Share Capital</b>	<b>8,000.00</b>	<b>8,000.00</b>	<b>8,000.00</b>	<b>8,000.00</b>	<b>8,000.00</b>
	(Face value Rs.10/- per share)					
<b>XI.</b>	<b>Other Equity</b>	<b>3,82,898.35</b>	<b>3,63,924.22</b>	<b>3,56,908.60</b>	<b>3,82,898.35</b>	<b>3,56,908.60</b>
<b>X.</b>	<b>Basic &amp; Diluted Earnings per Equity Share of ₹ 10 each (in ₹)</b>					
(1)	For continuing operations	26.65	13.59	10.31	60.74	26.45
(2)	For discontinued operations	26.65	13.59	10.31	60.74	26.45

Notes:

- As per Indian Accounting Standard (ind AS) 108 "Operating Segment", the Company's business falls within a single business segment viz. "Finance & investments" and thus Segmental Report for the Quarter is not applicable to the Company.
- This Statement had been prepared in accordance with the companies (Indian Accounting Standard) Rules 2015 (ind-AS) - 34, Interim Financial Reporting prescribed under Section 133 of the Companies Act, 2013, read with rule 3 of the companies (Indian Accounting Standard) Rules, 2015 and Companies (Indian Accounting standard) Accounting Rules, 2016.
- Previous period figure have been regrouped/rearranged wherever necessary, to correspond with the current period / year classification / disclosures.
- Previous period figure have been regrouped/rearranged wherever necessary to correspond with the current period / year classification / disclosures.

Note Description	Previously Reported amount	Revised Amount	Change In Amount
<b>Balance sheet</b>			
Loans	29,167.75	25,443.16	3,724.59
Investments	4,27,561.86	4,31,286.45	-3,724.59
<b>Total</b>	<b>4,56,729.61</b>	<b>4,56,729.61</b>	<b>0.00</b>

- Previous period figure have been regrouped/rearranged wherever necessary to correspond with the current period / year classification / disclosures.

Note Description	Previously Reported amount	Revised Amount	Change In Amount
<b>Cash Flow Statement</b>			
Recovery Expense Fund-Ind AS	-	0.72	-0.72
Fair Value Interest Income - Ind AS	-	-2.31	2.31
Amortization of Processing Fees	-	0.53	-0.53
Outflow in Other Financial & Non Financial Asset	41.93	41.21	0.72
Inflow in Investments	-72,295.78	-72,293.47	-2.31
Outflow in Proceeds from Borrowings	29,794.99	29,794.46	0.53
<b>Total</b>	<b>-42,458.86</b>	<b>-42,458.87</b>	<b>-</b>

- The company has opted for the reduced Corporate Tax rate as per section 115BAA of the Income Tax Act 1961 for the current Financial year and accordingly the tax expenses for the year ended 31st March 2026 have been provided in the above results.
- The figures for the quarter ended 31 March 2026 and 31 March 2025 as reported in these financial results, are the balancing figures between the audited figures in respect of the year ended and unaudited nine month ended to date figures upto the end of the third quarter of the relevant financial year. Also, the figures for the quarter ended 31 December 2025 as reported in these financial results, are the balancing figures between the unaudited figures in respect of the nine month ended and unaudited six month ended to date figures upto the end of the second quarter of the relevant financial year.
- \*EPS computation in previous year included OCI items due to an inadvertent formula error in the working file. The same has been corrected and comparative EPS figures have been restated/recomputed accordingly\*.

Place : Mumbai  
Date :- 22.05.2026

For SHREM INFRA INVEST PRIVATE LIMITED

Director  
Nitan Chhatwal  
DIN: 00115575

**SHREM INFRA INVEST PRIVATE LIMITED**  
CIN: U65100MH2014PTC254839

Regd. Office: 1101 VIRAJ TOWERS, JN OF ANDHERI KURLA ROAD W. E. HIGH WAY, ANDHERI (EAST), MUMBAI-400093

**Audited Consolidated Cash Flow Statement for the Quarter and Year ended 31st March 2026**

(Amount in lakhs)

Particulars	For the year ended 31st March, 2026	For the year ended 31st March, 2025
<b><u>A. CASH FLOW FROM OPERATING ACTIVITIES:</u></b>		
Net Profit/(Loss) before tax as per Statement of Profit & Loss	54,603.70	25,627.19
<b>Adjustments for:</b>		
Share of profit of associate	-	5.00
Interest Income on FD	(2,234.17)	(0.02)
Amortization of Deposit	-	-
Dividend Received on InvIT	(31,232.00)	(9,532.52)
Depreciation and amortization expense	169.08	164.28
Gain on sale of Investment	(139.31)	(171.35)
Recovery Expense Fund-Ind AS	(0.79)	0.72
Fair Value Interest Income - Ind AS	(2,125.48)	(2.31)
Amortization of Processing Fees	171.68	0.53
Sundry Balance Written Off	(4.50)	-
Bad Debts	-	-
Rent Paid-Actually	-	-
Provision for ECL	(157.53)	482.26
Finance Cost	6,935.10	5,616.10
<b>Operating Profit before Working Capital Changes</b>	<b>25,985.78</b>	<b>22,189.87</b>
<b>Working Capital Changes:</b>		
<b>Inflow / (Outflow) on account of :</b>		
1. Loan Assets	6,565.42	(1,143.64)
2. Other Financial and Non- Financial Assets	(5,489.07)	41.21
3. Other Financial and Non- Financial Liabilities & Provisions	431.30	164.26
<b>Cash generated from operations</b>	<b>27,493.43</b>	<b>21,251.71</b>
Income Tax Refund/(Paid) - Net	(5,176.71)	(3,401.73)
<b>Net Cash generated from Operating Activities (Total A)</b>	<b>22,316.72</b>	<b>17,849.97</b>
<b><u>B. CASH FLOW FROM INVESTING ACTIVITIES:</u></b>		
On Account of Purchase/Sale of Fixed Assets	(122.14)	(6.75)
On Account of Sale/(Purchase) of Investment	(36,647.75)	(72,293.47)
Return of Capital from InvIT	18,030.82	24,828.41
Balances Other than bank balance	(1,452.77)	(3,318.14)
Dividend Received on InvIT	31,232.00	9,532.52
Interest Income on FD	2,234.17	-
	-	-
<b>Net cash used in Investing Activities (Total B)</b>	<b>13,274.33</b>	<b>(41,257.45)</b>
<b><u>C. CASH FLOW FROM FINANCING ACTIVITIES:</u></b>		
Proceeds from Borrowings	(26,312.23)	29,794.46
Finance Cost	(6,935.10)	(5,616.10)
<b>Net Cash used in Financing Activities (Total C)</b>	<b>(33,247.33)</b>	<b>24,178.37</b>
<b>Net Increase / (Decrease) in Cash and Cash Equivalents (A+B+C)</b>	<b>2,343.72</b>	<b>770.90</b>
<b>Add: Cash &amp; Cash Equivalents at the beginning of the year</b>	<b>777.17</b>	<b>6.27</b>
<b>Cash &amp; Cash Equivalents at the end of the year</b>	<b>3,121.08</b>	<b>777.17</b>
<b>Place : Mumbai</b>	<b>For SHREM INFRA INVEST PRIVATE LIMITED</b>	
<b>Date :- 22.05.2026</b>	<b>Director</b>	
	<b>Nitan Chhatwal</b>	
	<b>DIN: 00115575</b>	

**SHREM INFRA INVEST PRIVATE LIMITED**

CIN: U65100MH2014PTC254839

Regd. Office: 1101 VIRAJ TOWERS, JN OF ANDHERI KURLA ROAD W. E. HIGH WAY, ANDHERI (EAST),  
MUMBAI-400093

**For Audited Consolidated Financial Statements - as at 31st March,2026**

**Summary for Ratios on Consolidated Basis- March, 2026**

(Amount In Lakhs)

S.No	Name of Ratio	31.03.26 (Audited)
1	Debt-Equity Ratio;*	0.18
2	Debt Service Coverage Ratio**	2.70
3	Interest Service Coverage Ratio	11.19
4	Outstanding Redeemable Preference Shares (Quantity And Value);	NA
5	Capital Redemption Reserve/Debenture Redemption Reserve;	2,175.00
6	Net Worth;	3,48,785.33
7	Net Profit After Tax;	48,590.30
8	Earnings Per Share:	60.74
9	Current Ratio	NA
10	Long Term Debt To Working Capital	NA
11	Bad Debts To Account Receivable Ratio	NA
12	Current Liability Ratio	NA
13	Total Debts To Total Assets;	0.15
14	Debtors Turnover;	NA
15	Inventory Turnover;	NA
16	Operating Margin (%);	NA
17	Net Profit Margin (%);	NA
18	Sector Specific Equivalent Ratio	NA

Note :

1) DSCR is calculated as : 
$$\frac{\text{(Adjusted Net Profit)*}}{\text{(Prinicpal Repayment + Interest Payment)}}$$

2) Interest Service Coverage Ratio as : 
$$\frac{\text{(Adjusted Net Profit before Tax)**}}{\text{(Interest Payment)}}$$

\*For DSCR : *(Adjusted Net Profit = Net profit after tax + Non Cash Expenses + Finance Cost + Capital repayment from InVIT)*

\*\*For Interest Service Coverage Ratio : *(Adjusted Net Profit = Net profit before tax + Non Cash Expenses + Finance Cost + Capital repayment from InVIT)*

For the calculation of adjusted net profit (i.e. the numerator), adjustment with respect to addition of capital repayment from InVIT is considered, because as per the Section 48 of the Income Tax Act, which deals with capital gains tax on REIT/InvIT units was amended which stated - "any other income including debt repayment proceeds received by the unitholder, if not taxed under section 56(2)(xii) would be reduced from the cost of acquisition of units". Accordingly, necessary adjustments were made in book of accounts too and the same is now being reduced from Cost of Acquisition and not routed through statement of profit & loss. These funds also forms an important factor in repayment of debt. Therefore, the same is being considered for the purpose of calculation of adjusted net profit to depict a more appropriate picture)

\*Further, in the computation of Principal Repayment (i.e.the denominator), prepayment of NCD's amounting to Rs 30. crores(original issue size: 30crores), Rs. 125 crores (original issue size: 125 crores) & 75 crores (original issue size: 75 crores) has not been considered & Prepayment of Hero Fincorp Ltd amounting to Rs. 14.83 Crore.

Place : Mumbai

Date :- 22.05.2026

For SHREM INFRA INVEST PRIVATE LIMITED

Nitan Chhatwal  
Director  
DIN: 00115575

# KAILASH CHAND JAIN & CO. (Regd.)

CHARTERED ACCOUNTANTS

Phone : 022-22009131  
022-22005373  
022-22065373

EDENA, 1st Floor,  
97, Maharshi Karve Road,  
Near Income Tax Office,  
Mumbai - 400 020.  
e-mail : mail@kcjainco.com

**Independent Auditor's Report on the Audited Consolidated financial results of  
SHREM INFRA INVEST PRIVATE LIMITED  
(formerly known as Shrem Infra Structure Private Limited)  
Pursuant to the regulations 52 of the SEBI (Listing Obligations and Disclosure  
Requirements) Regulations, 2015 for the quarter and year ended 31<sup>st</sup> March, 2026**

To  
Board of Directors  
M/s SHREM INFRA INVEST PRIVATE LIMITED  
(formerly known as M/s Shrem Infra Structure Private Limited)

**Report on the Audit of the Consolidated Financial Results**

**Opinion**

1. We have audited the accompanying consolidated financial results of Shrem Infra Invest Private Limited (Formerly known as Shrem Infrastructure Private Limited) ("the Holding Company") and its subsidiaries (Holding Company and its subsidiary together referred to as "the Group") for the quarter and year ended 31st March 2026, which comprise of the Balance Sheet as at March 31, 2026, the statement of Profit and Loss and the cash flow statement for the year ended, attached herewith, being submitted by the Holding Company pursuant to the requirement of Regulation 33 and Regulation 52 of the SEBI (Listing Obligations and Disclosure Requirements) Regulations, 2015, as amended ("Listing Regulations").
2. In our opinion and to the best of our information and according to the explanations given to us and based on the consideration of reports of other auditors on separate audited financial statements /financial results/ financial information of the subsidiary, the aforesaid consolidated financial results:
  - i. Include the annual financial results of the following entities:
    - a. Parent Company:  
Shrem Infra Invest Private Limited (Formerly known as "Shrem Infrastructure Private Limited")
    - b. Subsidiary Companies:  
Shrem Enterprises Private Limited (Formerly known as "Shrem Offshore Wind Private Limited")  
Shrem Roadways Private Limited  
Shrem Tollways Private Limited  
Shrem Infraventure Private Limited



c. Associate Company:

Hoskote Malur Highways Private Limited  
Raichur Sindhanur Highways Private Limited

- ii. are presented in accordance with the requirements of Regulation 33 and Regulation 52 of the Listing Regulations in this regard; and
- iii. give the information required by the Companies Act, 2013 ('Act') in the manner so required and give a true and fair view in conformity with the recognition and measurement principles laid down in the applicable accounting standards, and other accounting principles generally accepted in India of the net profit and other comprehensive income and other financial information of the Company for the quarter and year ended 31st March 2026.

**Basis for Opinion.**

3. We conducted our audit in accordance with the Standards on Auditing ("SAs") specified under section 143(10) of the Companies Act, 2013 ("the Act"). Our responsibilities under those Standards are further described in the Auditors' Responsibilities for the Audit of the Consolidated Financial Results section of our report. We are independent of the Group, its jointly controlled entities in accordance with the Code of Ethics issued by the Institute of Chartered Accountants of India (the "ICAI") together with the ethical requirements that are relevant to our audit of the financial statements under the provisions of the Companies Act, 2013 and the Rules thereunder, and we have fulfilled our other ethical responsibilities in accordance with these requirements and the ICAI's Code of Ethics. We believe that the audit evidence obtained by us and other auditors in terms of this report referred to in "Other Matter" paragraph below, is sufficient and appropriate to provide a basis for our opinion.

**Management and Board of Directors Responsibility for the Consolidated Financial Results**

4. These consolidated financial results have been prepared on the basis of the consolidated Ind AS annual financial statements.
5. The Holding Company's management and Board of Directors are responsible for the preparation of these financial results that give a true and fair view of the net profit and other comprehensive income and other financial information in accordance with the applicable accounting standards prescribed under Section 133 of the Act read with relevant rules issued thereunder and other accounting principles generally accepted in India and in compliance with Regulation 33 and 52 of the Listing Regulations. This responsibility also includes maintenance of adequate accounting records in accordance with the provisions of the Act for safeguarding of the assets of the group and for preventing and detecting frauds and other irregularities; selection and application of appropriate accounting policies; making judgments and estimates that are reasonable and prudent; and design, implementation and maintenance of adequate internal financial controls that were operating effectively for ensuring the accuracy and completeness of the accounting records, relevant to the preparation and presentation of the consolidated financial results that give a true and fair view and are free from material misstatement, whether due to fraud or error, which have



been used for the purpose of preparation of the consolidated financial results by the Directors of the Holding Company, as aforesaid.

6. In preparing the consolidated financial results, the respective company's management and Board of Directors of the companies included in the Group are responsible for assessing the ability of the Group to continue as a going concern, disclosing, as applicable, matters related to going concern and using the going concern basis of accounting unless the respective Board of Directors either intends to liquidate the Group or to cease operations, or has no realistic alternative but to do so.
7. The respective Board of Directors of the companies included in the Group are also responsible for overseeing the financial reporting process of the Group.

#### **Auditor's Responsibilities for the Audit of the Consolidated Financial Results**

8. Our objectives are to obtain reasonable assurance about whether the consolidated financial results as a whole are free from material misstatement, whether due to fraud or error, and to issue an auditor's report that includes our opinion. Reasonable assurance is a high level of assurance, but is not a guarantee that an audit conducted in accordance with SAs will always detect a material misstatement when it exists. Misstatements can arise from fraud or error and are considered material if, individually or in the aggregate, they could reasonably be expected to influence the economic decisions of users taken on the basis of these consolidated financial results. As part of an audit in accordance with SAs, we exercise professional judgment and maintain professional skepticism throughout the audit. We also:
  - Identify and assess the risks of material misstatement of the consolidated financial results, whether due to fraud or error, design and perform audit procedures responsive to those risks, and obtain audit evidence that is sufficient and appropriate to provide a basis for our opinion. The risk of not detecting a material misstatement resulting from fraud is higher than for one resulting from error, as fraud may involve collusion, forgery, intentional omissions, misrepresentations, or the override of internal control.
  - Obtain an understanding of internal financial controls relevant to the audit in order to design audit procedures that are appropriate in the circumstances. Under Section 143(3)(i) of the Act, we are also responsible for expressing our opinion on whether the Company has adequate internal financial controls with reference to financial results in place and the operating effectiveness of such controls.
  - Evaluate the appropriateness of accounting policies used and the reasonableness of accounting estimates and related disclosures made by the Management and Board of Directors.
  - Conclude on the appropriateness of management and Board of Directors use of the going concern basis of accounting in preparation of consolidated financial results and, based on the audit evidence obtained, whether a material uncertainty exists related to events or conditions that may cast significant doubt on the appropriateness of this assumptions. If we conclude that a material uncertainty exists, we are required to draw attention in our auditor's report to the related disclosures in the consolidated financial



results or, if such disclosures are inadequate, to modify our opinion. Our conclusions are based on the audit evidence obtained up to the date of our auditor's report. However, future events or conditions may cause the Group (Company and subsidiaries) to cease to continue as a going concern.

- Evaluate the overall presentation, structure and content of the consolidated financial results, including the disclosures, and whether the consolidated financial results represent the underlying transactions and events in a manner that achieves fair presentation.
- Obtain sufficient appropriate audit evidence regarding the financial results of such entities or business activities within the Group to express an opinion on the consolidated financial results. We are responsible for the direction, supervision and performance of the audit of the financial results of such entities included in the consolidated financial results of which we are the independent auditors. For the other entities included in the consolidated financial statements/results, which have been audited by the other auditors, such other auditors remain responsible for the direction, supervision and performance of the audit carried out by them. We remain solely responsible for our audit opinion. Our responsibility in this regards are further described in section titled "Other Matters" in this audit report.

9. Materiality is the magnitude of misstatements in the consolidated financial results that, individually or in aggregate, makes it probable that the economic decisions of a reasonably knowledgeable user of the consolidated financial results may be influenced. We consider quantitative materiality and qualitative factors in (i) planning the scope of our audit work and in evaluation the results of our work; and (ii) to evaluate the effects of any identified misstatements in the consolidated financial results.
10. We communicate with those charged with governance of the Holding Company and such other entities included in the consolidated financial results of which we are the independent auditors regarding, among other matters, the planned scope and timing of the audit and significant audit findings, including any significant deficiencies in internal control that we identify during our audit.
11. We also provide those charged with governance with a statement that we have complied with relevant ethical requirements regarding independence, and to communicate with them all relationships and other matters that may reasonably be thought to bear on our independence, and where applicable, related safeguards.

#### Other Matters

12. We did not audit the financial statements of 3 subsidiaries whose financial statements reflect total assets of INR 3228.53 Lakhs as at March 31, 2026, revenue from operations of INR 2423.70 Lakhs and net cash flows amounting to Rs. 176.70 Lakhs for the year then ended. These financial statements/ consolidated financial statement have been audited by other auditors whose reports have been furnished to us by the management and our opinion on the consolidated financial results, in so far as it relates to the amounts and disclosures included in respect of these subsidiaries and our report in terms of sub-section (3) of Section



143 of the Act, in so far as it relates to the aforesaid subsidiaries is based solely on the audit reports of the other auditors.

Our opinion on the consolidated Financial Results is not modified in respect to the above matters with respect to our reliance on the work done and the report of the other auditor.

13. The consolidated Financial Results include the results for the quarter ended 31st March 2026 being the balancing figure between the audited figures in respect of the full financial year ended 31st March 2026 and the published unaudited year to date figures up to the third quarter of the current financial year which was subject to limited review for the quarter ended 31st December 2025, 30th September 2025 and 30th June 2025 by us and expressed an unmodified conclusion on the unaudited consolidated financial results of the company.

Our opinion is not modified in respect of this matter.

**For Kailash Chand Jain & Co.**

Chartered Accountants

Firm Reg. No.: 112318W



Ronak Visaria

Partner

Membership No.: 159973



Place: Mumbai

Date: 22/05/2026

UDIN: 26159973LYFREAR2628

## SHREM INFRA INVEST PRIVATE LIMITED

CIN: U65100MH2014PTC254839

Regd. Office: 1101 VIRAJ TOWERS, JN OF ANDHERI KURLA ROAD W. E. HIGH WAY, ANDHERI (EAST), MUMBAI-400093


## Audited Statement of Consolidated Assets and Liabilities as at 31st March, 2026

(Amount in lakhs)

S. No.	Particulars	As at	As at
		31-03-2026	31-03-2025
	<b>ASSETS</b>		
(1)	<b>Financial Assets</b>		
(a)	Cash and cash equivalents	3,121.08	777.17
(b)	Bank balances other than (a) above	8,600.52	7,144.59
(c)	Trade receivables	-	-
(d)	Derivative financial instruments	-	-
(e)	Loans	30,065.51	25,443.16
(f)	Investments	4,28,635.06	4,31,286.45
(g)	Other financial assets	5,435.29	20.57
	<b>Total - Financial Assets (1)</b>	<b>4,75,857.45</b>	<b>4,64,671.94</b>
(2)	<b>Non-Financial Assets</b>		
(a)	Current tax assets (net)	-	-
(b)	Deferred tax assets (net)	4.55	2.01
(c)	Property, Plant & Equipment	693.14	818.61
(d)	Capital Work-in-Progress	77.57	-
(e)	Other Intangible Assets	1,730.41	17.30
(f)	Right of Use asset	78.52	-
(g)	Other non-financial assets	472.20	476.52
	<b>Total - Non-Financial Assets (2)</b>	<b>3,056.39</b>	<b>1,314.44</b>
(3)	Assets classified as held for sale	99.70	9,200.77
	<b>Total ASSETS (1+2)</b>	<b>4,79,013.54</b>	<b>4,75,187.15</b>
	<b>LIABILITIES AND EQUITY</b>		
	<b>LIABILITIES</b>		
(1)	<b>Financial Liabilities</b>		
(a)	Derivative financial instruments	-	-
(b)	Trade Payables	-	-
	(i) total outstanding dues of MSMEs	223.51	-
	(ii) total outstanding dues of creditors other than MSMEs	15.36	0.67
(c)	Debt Securities	21,707.36	44,719.84
(d)	Borrowings (other than debt securities)	50,402.51	42,489.71
(e)	Subordinated Liabilities	-	-
(f)	Other financial liabilities	394.77	49.94
	<b>Total - Financial Liabilities (1)</b>	<b>72,743.51</b>	<b>87,260.16</b>
(2)	<b>Non-Financial Liabilities</b>		
(a)	Current tax liabilities (net)	-	-
(b)	Provisions	21.11	428.17
(c)	Other non-financial liabilities	526.43	368.12
(d)	Current tax liability (net)	2,817.88	1,968.74
(e)	Deferred tax Liabilities (net)	12,006.26	20,253.36
	<b>Total - Non-Financial Liabilities (2)</b>	<b>15,371.68</b>	<b>23,018.39</b>
(3)	Liabilities directly associated with assets classified as held for sale		
(3)	<b>EQUITY</b>		
(a)	Equity Share Capital	8,000.00	8,000.00
(b)	Other equity	3,82,898.35	3,56,908.60
	<b>Total - Equity (4)</b>	<b>3,90,898.35</b>	<b>3,64,908.60</b>
	<b>Total - LIABILITIES AND EQUITY (1+2+3)</b>	<b>4,79,013.54</b>	<b>4,75,187.15</b>

Place : Mumbai  
Date :- 22.05.2026

For SHREM INFRA INVEST PRIVATE LIMITED

Nitan Chhatwal  
Director  
DIN: 00115575

## SHREM INFRA INVEST PRIVATE LIMITED

CIN: U65100MH2014PTC254839

Regd. Office: 1101 VIRAJ TOWERS, JN OF ANDHERI KURLA ROAD W. E. HIGH WAY, ANDHERI (EAST), MUMBAI-400093

Audited Consolidated Statement Financial Results for the Quarter and Year Ended 31st March 2026

(Amount in Lakhs)

Sr. No.	Particulars	Quarter Ended			Year Ended	
		31-03-2026	31-12-2025	31-03-2025	31-03-2026	31-03-2025
		(Audited)	(Unaudited)	(Audited)	(Audited)	(Audited)
(i)	Interest Income	9,950.49	3,213.87	14,932.14	29,156.35	23,270.82
(ii)	Dividend Income	15,457.25	7,895.41	(2,023.24)	31,232.00	9,532.52
(iii)	Fees and Commission Income	120.00	120.00	480.00	480.00	480.00
(iv)	Net gain/ (loss) on fair value changes	561.82	1,563.66	2.32	2,125.48	2.32
(v)	Sale of services	772.40	464.49	827.22	2,423.70	827.22
(vi)	Gain on Sale of Bonds and MF	(0.00)	-	171.48	139.31	171.48
I.	Total Revenue from Operations (i to v)	26,861.96	13,257.43	14,389.92	65,556.84	34,284.36
II.	Other Income	(285.04)	180.11	(253.41)	174.92	0.01
III.	Total Income (I+II)	26,576.91	13,437.54	14,136.51	65,731.75	34,284.37
	Expenses					
(i)	Finance Costs	1,588.05	1,738.37	861.32	6,935.13	5,616.11
(ii)	Net translation/ transaction exchange loss	-	-	-	-	-
(iii)	Fees and commission Expense	-	-	-	-	-
(iv)	Impairment on financial instruments	-	-	-	-	-
(v)	Cost of services rendered	22.33	53.65	27.31	107.85	27.31
(vi)	Employee Benefits Expenses	438.03	412.64	414.47	1,486.21	764.05
(vii)	Depreciation and amortization	42.38	42.28	71.75	169.08	164.28
(viii)	Corporate Social Responsibility Expenses	273.28	2.70	283.77	281.98	291.97
(ix)	Other Expenses	605.61	(351.56)	1,147.70	2,147.70	1,788.46
IV.	Total Expenses (i to ix)	2,969.67	1,898.08	2,806.33	11,127.94	8,652.18
V.	Profit/(Loss) before Share of Profit/(Loss) of Associates and Tax (III - IV)	23,607.25	11,539.46	11,330.18	54,603.82	25,632.19
VI.	Share of Profit/(Loss) of Associates (using equity method)	(36.27)	(0.36)	(5.00)	(32.02)	(5.00)
VII.	Profit/(Loss) before Tax (V + VI)	23,570.97	11,539.10	11,325.18	54,571.79	25,627.19
VIII.	Tax Expense					
(i)	Current Tax					
-	Current Year	2,283.22	543.53	3,702.97	5,817.40	4,556.27
-	Earlier Years	45.52	82.86	(501.50)	128.38	34.32
(ii)	Deferred Tax	(74.42)	43.74	(126.51)	35.72	(120.41)
	Total Tax Expense (i+ii)	2,254.32	670.13	3,074.96	5,981.50	4,470.18
IX.	Profit for the period (VII-VIII)	21,316.66	10,868.97	8,250.22	48,590.30	21,157.01
X.	Other comprehensive Income/(Loss)					
(i)	Items that will not be reclassified to profit or loss					
(a)	Changes in Fair Value of FVOCI Equity Instruments	(3,045.11)	1,838.60	1,917.20	(32,599.00)	16,085.04
-	- Tax impact on above	703.87	(347.04)	(14,595.47)	8,285.36	(14,595.47)
	Sub-Total (i)	(2,341.25)	1,491.56	(12,678.27)	(24,313.65)	1,489.57
(ii)	Items that will be reclassified to profit or loss					
	Sub-Total (ii)	-	-	-	-	-
	Other comprehensive Income/(Loss) for the period (i+ii)	(2,341.25)	1,491.56	(12,678.27)	(24,313.65)	1,489.57
IX.	Total comprehensive Income for the period (VII+VIII)	18,975.41	12,360.53	(4,428.05)	24,276.65	22,646.58
X.	Paid-up Equity Share Capital	8,000.00	8,000.00	8,000.00	8,000.00	8,000.00
	(Face value Rs.10/- per share)					
XI.	Other Equity	3,82,898.35	3,63,924.22	3,56,908.60	3,82,898.35	3,56,908.60
X.	Basic & Diluted Earnings per Equity Share of ₹ 10 each (in ₹)					
(1)	For continuing operations	26.65	13.59	10.31	60.74	26.45
(2)	For discontinued operations	26.65	13.59	10.31	60.74	26.45

## Notes:

- As per Indian Accounting Standard (ind AS) 108 "Operating Segment", the Company's business falls within a single business segment viz. "Finance & investments" and thus Segmental Report for the Quarter is not applicable to the Company.
- This Statement had been prepared in accordance with the companies (Indian Accounting Standard) Rules 2015 (ind-AS) - 34, Interim Financial Reporting prescribed under Section 133 of the Companies Act, 2013, read with rule 3 of the companies (Indian Accounting Standard) Rules, 2015 and Companies (Indian Accounting standard) Accounting Rules, 2016.
- Previous period figure have been regrouped/rearranged wherever necessary, to correspond with the current period / year classification / disclosures.
- Previous period figure have been regrouped/rearranged wherever necessary to correspond with the current period / year classification / disclosures.

Note Description	Previously Reported amount	Revised Amount	Change In Amount
<b>Balance sheet</b>			
Loans	29,167.75	25,443.16	3,724.59
Investments	4,27,561.86	4,31,286.45	-3,724.59
Total	4,56,729.61	4,56,729.61	0.00

- Previous period figure have been regrouped/rearranged wherever necessary to correspond with the current period / year classification / disclosures.

Note Description	Previously Reported amount	Revised Amount	Change In Amount
<b>Cash Flow Statement</b>			
Recovery Expense Fund-Ind AS	-	0.72	-0.72
Fair Value Interest Income - Ind AS	-	-2.31	2.31
Amortization of Processing Fees	-	0.53	-0.53
Outflow in Other Financial & Non Financial Asset	41.93	41.21	0.72
Inflow in Investments	-72,295.78	-72,293.47	-2.31
Outflow in Proceeds from Borrowings	29,794.99	29,794.46	0.53
Total	-42,450.86	-42,458.87	-

- The company has opted for the reduced Corporate Tax rate as per section 115BAA of the Income Tax Act 1961 for the current Financial year and accordingly the tax expenses for the year ended 31st March 2026 have been provided in the above results.

The figures for the quarter ended 31 March 2026 and 31 March 2025 as reported in these financial results, are the balancing figures between the audited figures in respect of the year ended and unaudited nine month ended to date figures upto the end of the third quarter of the relevant financial year. Also, the figures for the quarter ended 31 December 2025 as reported in these financial results, are the balancing figures between the unaudited figures in respect of the nine month ended and unaudited six month ended to date figures upto the end of the second quarter of the relevant financial year.

- \*EPS computation in previous year included OCI items due to an inadvertent formula error in the working file. The same has been corrected and comparative EPS figures have been restated/recomputed accordingly\*.

Place : Mumbai  
Date :- 22.05.2026

For SHREM INFRA INVEST PRIVATE LIMITED

Director  
Nitan Chhatwal  
DIN: 00115575



**SHREM INFRA INVEST PRIVATE LIMITED**  
CIN: U65100MH2014PTC254839

Regd. Office: 1101 VIRAJ TOWERS, JN OF ANDHERI KURLA ROAD W. E. HIGH WAY, ANDHERI (EAST), MUMBAI-400093

**Audited Consolidated Cash Flow Statement for the Quarter and Year ended 31st March 2026**


(Amount in lakhs)

Particulars	For the year ended 31st March, 2026	For the year ended 31st March, 2025
<b><u>A. CASH FLOW FROM OPERATING ACTIVITIES:</u></b>		
Net Profit/(Loss) before tax as per Statement of Profit & Loss	54,603.70	25,627.19
Adjustments for:	-	-
Share of profit of associate	-	5.00
Interest Income on FD	(2,234.17)	(0.02)
Amortization of Deposit	-	-
Dividend Received on InvIT	(31,232.00)	(9,532.52)
Depreciation and amortization expense	169.08	164.28
Gain on sale of Investment	(139.31)	(171.35)
Recovery Expense Fund-Ind AS	(0.79)	0.72
Fair Value Interest Income - Ind AS	(2,125.48)	(2.31)
Amortization of Processing Fees	171.68	0.53
Sundry Balance Written Off	(4.50)	-
Bad Debts	-	-
Rent Paid-Actually	-	-
Provision for ECL	(157.53)	482.26
Finance Cost	6,935.10	5,616.10
Operating Profit before Working Capital Changes	25,985.78	22,189.87
Working Capital Changes:		
Inflow / (Outflow) on account of :		
1. Loan Assets	6,565.42	(1,143.64)
2. Other Financial and Non- Financial Assets	(5,489.07)	41.21
3. Other Financial and Non- Financial Liabilities & Provisions	431.30	164.26
Cash generated from operations	27,493.43	21,251.71
Income Tax Refund/(Paid) - Net	(5,176.71)	(3,401.73)
Net Cash generated from Operating Activities (Total A)	22,316.72	17,849.97
<b><u>B. CASH FLOW FROM INVESTING ACTIVITIES:</u></b>		
On Account of Purchase/Sale of Fixed Assets	(122.14)	(6.75)
On Account of Sale/(Purchase) of Investment	(36,647.75)	(72,293.47)
Return of Capital from InVIT	18,030.82	24,828.41
Balances Other than bank balance	(1,452.77)	(3,318.14)
Dividend Received on InvIT	31,232.00	9,532.52
Interest Income on FD	2,234.17	-
Net cash used in Investing Activities (Total B)	13,274.33	(41,257.45)
<b><u>C. CASH FLOW FROM FINANCING ACTIVITIES:</u></b>		
Proceeds from Borrowings	(26,312.23)	29,794.46
Finance Cost	(6,935.10)	(5,616.10)
Net Cash used in Financing Activities (Total C)	(33,247.33)	24,178.37
Net Increase / (Decrease) in Cash and Cash Equivalents (A+B+C)	2,343.72	770.90
Add: Cash & Cash Equivalents at the beginning of the year	777.17	6.27
Cash & Cash Equivalents at the end of the year	3,121.08	777.17

Place : Mumbai  
Date :- 22.05.2026

For SHREM INFRA INVEST PRIVATE  
LIMITED

Director  
Nitan Chhatwal  
DIN: 00115575



**SHREM INFRA INVEST PRIVATE LIMITED**

CIN: U65100MH2014PTC254839

Regd. Office: 1101 VIRAJ TOWERS, JN OF ANDHERI KURLA ROAD W. E. HIGH WAY, ANDHERI (EAST),  
MUMBAI-400093

**For Audited Consolidated Financial Statements - as at 31st March,2026**

**Summary for Ratios on Consolidated Basis- March, 2026**

(Amount In Lakhs)

S.No	Name of Ratio	31.03.26 (Audited)
1	Debt-Equity Ratio;*	0.18
2	Debt Service Coverage Ratio**	2.70
3	Interest Service Coverage Ratio	11.19
4	Outstanding Redeemable Preference Shares (Quantity And Value);	NA
5	Capital Redemption Reserve/Debenture Redemption Reserve;	2,175.00
6	Net Worth;	3,48,785.33
7	Net Profit After Tax;	48,590.30
8	Earnings Per Share;	60.74
9	Current Ratio	NA
10	Long Term Debt To Working Capital	NA
11	Bad Debts To Account Receivable Ratio	NA
12	Current Liability Ratio	NA
13	Total Debts To Total Assets;	0.15
14	Debtors Turnover;	NA
15	Inventory Turnover;	NA
16	Operating Margin (%);	NA
17	Net Profit Margin (%);	NA
18	Sector Specific Equivalent Ratio	NA

Note :

1) DSCR is calculated as : 
$$\frac{\text{(Adjusted Net Profit)*}}{\text{(Principal Repayment + Interest Payment)}}$$

2) Interest Service Coverage Ratio as : 
$$\frac{\text{(Adjusted Net Profit before Tax)**}}{\text{(Interest Payment)}}$$

\*For DSCR :  $(\text{Adjusted Net Profit} = \text{Net profit after tax} + \text{Non Cash Expenses} + \text{Finance Cost} + \text{Capital repayment from InVIT})$

\*\*For Interest Service Coverage Ratio :  $(\text{Adjusted Net Profit} = \text{Net profit before tax} + \text{Non Cash Expenses} + \text{Finance Cost} + \text{Capital repayment from InVIT})$

For the calculation of adjusted net profit (i.e. the numerator), adjustment with respect to addition of capital repayment from InVIT is considered, because as per the Section 48 of the Income Tax Act, which deals with capital gains tax on REIT/InvIT units was amended which stated - "any other income including debt repayment proceeds received by the unitholder, if not taxed under section 56(2)(xii) would be reduced from the cost of acquisition of units". Accordingly, necessary adjustments were made in book of accounts too and the same is now being reduced from Cost of Acquisition and not routed through statement of profit & loss. These funds also forms an important factor in repayment of debt. Therefore, the same is being considered for the purpose of calculation of adjusted net profit to depict a more appropriate picture)

\*Further, in the computation of Principal Repayment (i.e.the denominator), prepayment of NCD's amounting to Rs 30. crores(original issue size: 30crores), Rs. 125 crores (original issue size: 125 crores) & 75 crores (original issue size: 75 crores) has not been considered & Prepayment of Hero Fincorp Ltd amounting to Rs. 14.83 Crore.

Place : Mumbai

Date :- 22.05.2026

For SHREM INFRA INVEST PRIVATE LIMITED

Nitan Chhatwal  
Director  
DIN: 00115575

